

ADARSH WORLD
SCHOOL



**Holiday
Homework**

CLASS - II

Opposites 1

1. Write the opposite of the word in the space provided.
2. Find your answers in the puzzle.
(Words only run across and down.)

u	s	t	o	p	c	o	l	d	n
d	h	a	p	p	y	d	a	t	i
g	o	o	d	i	l	o	u	t	g
d	r	i	g	h	t	g	d	a	h
o	t	l	o	f	f	i	r	s	t
w	n	y	e	s	a	v	s	l	o
n	c	d	o	l	d	e	n	d	p
a	f	t	e	r	e	m	p	t	y

in _____

go _____

no _____

bad _____

new _____

on _____

before _____

get _____

sad _____

left _____

last _____

up _____

day _____

begin _____

long _____

full _____

bottom _____

hot _____



Write five sentences about your favourite season.

1. _____.
2. _____.
3. _____.
4. _____.
5. _____.

Write the plural form of the given nouns:-

Singular

Plural

Book

Shop

Bush

Dish

Cherry

Fox

Box

Peach

Shelf

1) Read any two stories from any of these books.

The Gingerbread Man

Cinderella

Hansel and Gretel

The Elves and the Shoemaker

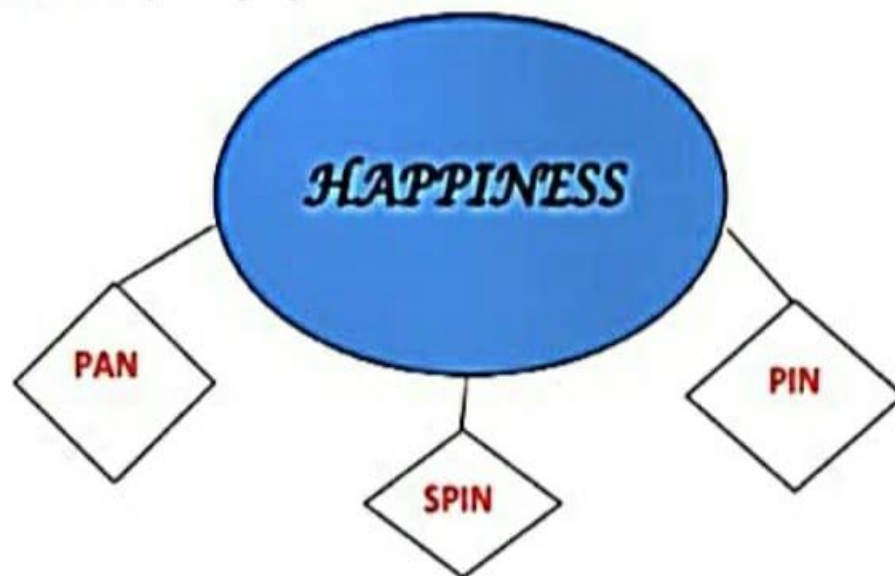
Little Red Riding Hood

Rapunzel

Pick out ten new words from these two stories. Make a beautiful Pictionary by writing these words, their meaning and a picture related to the word.

2) Vocabulary Hanging

Cut a big circle on an A3 sheet write a big word on it. For example HAPPINESS and illustrate it. Now make as many small words as you can from the letters of the big word for example pin, spin etc. And write each word on small decorative cut outs of any shapes from another A4 sheet attach these cut outs to the big circle using satin ribbon. You can use your creativity to make a vocabulary hanging attractive.



5th June is World Environment Day. Make it special !!!!

Look around you.....What do you see?

**Boxes , newspapers, jars and bins
old magazines and cartons , old laces and
buttons. Remember to use colour and paints
too, then work your magic hands and create
something new!!**

Why waste when you have magic in your hands?

Make Best out of Waste!!




Thinking of words



Word	Synonym	Antonym
little		
hot		
happy		
loud		
fast		
kind		
clean		

Kindly encourage writing practice on a DAILY basis (not more than half an hour) with stress on neatness and proper formation of letters





तिथि : _____

दिन : _____

पर्यायवाची

समान अर्थ वाले शब्द -

माता	
वृक्ष	
फूल	
घर	
बालक	
वन	

माँ,

जननी

पेड़,

तरु

सुमन,

पुष्प

गृह,

सदन

बच्चा,

लड़का

जंगल,

कानन

उचित संज्ञा से खाली स्थान भरिए -

तितली	पतंग	घर	दिल्ली	कोयल
शेर	आसमान	बच्चे	फल	मछली

1. जंगल का राजा _____ है।
2. फूल पर _____ बैठी है।
3. मोहन का _____ है।
4. पिताजी बाज़ार से _____ लाए हैं।
5. बगीचे में _____ खेल रहे हैं।
6. रमेश _____ उड़ा रहा है।
7. _____ नीला है।
8. तालाब में _____ तैर रही है।
9. _____ गाना गा रही है।
10. लालकिला _____ में है।

निम्नलिखित शब्दों के विलोम शब्द लिखिए -

ऊपर

X

.....

आगे

X

.....

दुखी

X

.....

अच्छा

X

.....

सच

X

.....

गन्दा

X

.....

दिन

X

.....

जीत

X

.....

हल्का

X

.....

सूखा

X

.....

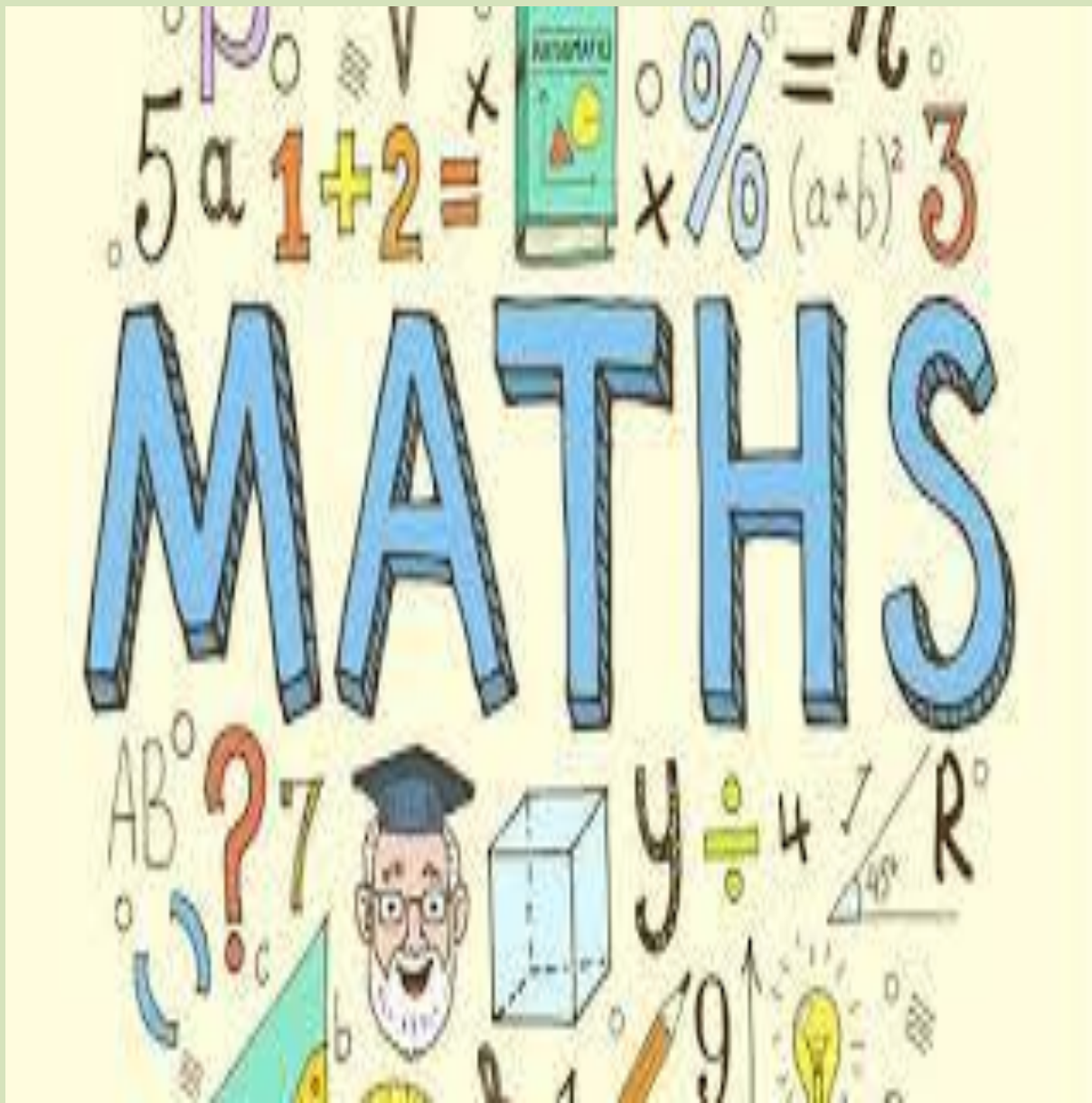
बड़ा

X

.....

आसमान

X



Write in increasing order.

(1) 48, 75, 32, 68, 48, 58

(2) 72, 84, 43, 100, 32, 99

Write in decreasing order.

(1) 92, 48, 85, 62, 39, 100

(2) 14, 98, 76, 85, 45, 68

Counting backwards write 69 – 58.

(1) 69 _____

(2) _____

Put > or < sign in the blank space.

(1) $60 + 7$ _____ 48







$90 - 4$ _____ 85

(2) $33 + 1$ _____ 27

$70 - 7$ _____ 66

(3) $46 + 2$ _____ 53

$50 - 5$ _____ 50

Shape	_____ Number of sides	_____ Number of vertices
		
		
		
		
		
		

3D Shapes

Write the name of 3D shapes of the picture given below.



Cuboid

a)




b)



c)



d)



e)



f)



g)



h)



i)



j)



k)




MATHS ACTIVITY - 1

Using matchsticks, ice-cream sticks and buttons make any two shapes and paste it on an A3 size coloured sheet and laminate it.

OR

Make a beautiful, creative wall hanging using matchsticks, ice-cream sticks bangles and buttons. Use your creativity and imagination.

Some ideas are given below for your reference.



MATHS ACTIVITY - 2

On an A3 size pastel sheet create a scenery using cut-outs of different shapes (square, rectangle, triangle or circle). Write any 2 properties of each shape on an A4 sheet.

Some ideas are given below for your reference.





- **Learn and read chapter -1 and 2**
- **Project work - Make a family tree and also paste pictures of your family members with name.**
- **Do given worksheets**

Name _____

Date: _____

* Fill in the blanks with the correct option:

Q.1 On _____ Prime Minister hoists the national flag at Red Fort.

- a) Republic Day b) Independence Day c) Gandhi Jayanti

Q.2 Our Indian National Flag has _____ colours.

- a) two b) five c) three

Q.3 The National flag of our country is also known as _____.

- a) Tiranga b) Jhanda c) Trishul

Q.4 India got its freedom from British rule in _____.

- a) 1948 b) 1950 c) 1947

Q.5 On Republic Day the _____ of India takes salute of the great parade at India Gate.

- a) President b) Prime Minister c) Chief Guest

Q.6 Mahatma Gandhi is called the _____.

- a) Father of nation b) brother of the nation c) chacha

Q.7 Samadhi of Mahatma Gandhi ji is at _____.

- a) Vijay Ghat b) Shantivan c) Raj Ghat

Q.8 Gandhi ji was born in the year _____.

- a) 1876 b) 1869 c) 1859

Q.9 Saffron colour in our National Flag stands for _____.

- a) peace b) prosperity c) courage

Q.10 Match the columns:

Independence Day	2 nd October
Christmas	14 th November
Republic Day	25 th December
Children's Day	15 th August
Gandhi Jayanti	26 th January

Answer the following :

Choose the right answer and fill in the blanks :

Hint : water , Pulses , herb , Tree , vegetable , plants , wheat , fruit , climber , hard , sugar , creeper, desert papaya , animals /birds, land, air

1. Cotton is a _____.
2. The mint plant is a _____
3. Roots take _____ from the soil.
4. The money plant is a _____.
5. _____ contains many seeds.
6. Trees are homes for many _____ like _____.
7. Shrubs have _____ stem.
8. Cabbage is a _____.
9. Cactus is a _____ plant .
10. Plants can grow on _____
_____ and in
_____.

ART AND CRAFT

Roll No -1to 20 →

- Write how to reach Lakshadweep?
- Paste pictures of 5 famous streets along with their names on A4 size sheets.
- Make a 3D model of jewellery with the help of waste materials, clay and shilpkar



Roll No 21 to 41 →

- Write how to reach Andaman and Nicobar?
- Paste pictures of 5 famous streets along with its name on A4 size sheets.
- Make a face mask of tribal with the help of waste materials related to Lakshadweep or Andaman and Nicobar Islands.

Art Book- Do Pages-11 to 19

COMPUTER

Roll 1 to 20 → Make a chart on Input and Output devices of Computer

Roll 21 to all → Make a chart on different parts of the computer

Learn chapter -1 (All exercises and questions/ answers)

