

ADARSH WORLD SCHOOL

DWARKA, SECTOR-12

SUMMER HOLIDAY HOMEWORK

CLASS I





“The holiday season is a perfect time to reflect on blessings and take out ways to make life better for those around us”.

Summer vacation is the most awaited time for both kids and parents. However, this time it is different as kids are not attending school. It becomes all the more important to keep them active. We have tried to keep "Summer Holidays Homework" simple and informative but interesting as well, so that kids love to spend their time in completing it.

Here are few suggestions for parents:-

- Make sure that you are spending quality time with your wards amidst this tensed environment. It is very important to keep their anxiety at minimum.
- Giving them small responsibilities in household chores will aid them to be independent.
- Teach them the importance of moral values in their life.
- Keeping in view the prevailing situation, indulge yourself in various indoor games with them.

We cannot overlook the fact that the Summer Holidays are the time to relax and revive. While the entire world is struggling hard in recovering from the pandemic COVID-19, we together will have to make it sure that our youth is least effected from the panic around. So, make these holidays memorable for them by providing a nurtured and stimulated environment at home which is full of fun, excitement, and learning.

Please note:

- ✓ Use resources (rough notebook, ruled/coloured sheets) only which are available at home to complete all Holidays Homework.
- ✓ Prepare a systematic timetable and follow it religiously from the very first day.
- ✓ Allow them to complete homework on their own under your guidance.

Wish you all a fun filled, safe and healthy holidays ahead!



study
ing
the
Does
at
Doesn't
ing
A
T
A+

ENGLISH



VERB
Which?
OR
noun
ABC
A
to be the
B
A B

ENGLISH

- Encourage your child to read short stories in English. This will help them to learn new words and to develop reading habits. SUGGESTED READING
 - Pinocchio
 - The Ant and The Grasshopper
 - The Ugly Duckling
 - Little Red Riding Hood
- Involve your ward in Picture Reading. Try to tell as many as interesting stories as possible that will improve his/her language and will enhance his/her vocabulary. Also encourage your ward to converse in English.
- Revise Grammar topics and work done in the notebook for the Cycle Test to be held after vacation.
- Write one page everyday in a separate 4 lined thin notebook to increase writing speed (Use only Print letters)

CREATIVE WORK

- Make a model on Naming words (**NOUNS**). (Roll no -1-20)
(Some reference images.)





- Make a wall hanging on Action words **VERBS**. (Roll no. 21-40)
(Some reference images)



- Do the given worksheets.

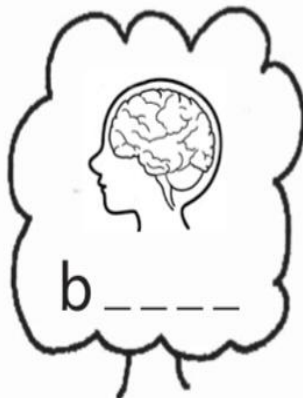


English

Fill in the blanks and colour the pictures

ai

ee ie

oa



Fill in the blanks with the letters given below to make new words:

oo

1. room

2. t_____l

3. p_____l

4. st_____l

5. br_____m

ang

1. bang

2. s_____

3. r_____

4. h_____

5. g_____

th

1. this

2. _____at

3. _____ese

4. _____ose

5. _____ere

wh

1. whip

2. _____en

3. _____ere

4. _____y

5. _____at

ing

1. sing

2. r_____

3. str_____

4. br_____

5. k_____

ch

1. chick

2. _____ain

3. _____alk


4. _____irp

5. _____at

SWEET NOUNS

Read the nouns on the candy. Use the colour code to colour the candy

Colour Code : person - red place - purple
 thing - pink animal - orange



र क न हे अ
र इ स न

न स र क इ
क अ इ र





Summer Fun Activities

Grade-1

Note
for
Parents

हिन्दी

आदरणीय अभिभावक गण,
नमस्ते !

ग्रीष्म ऋतु आरम्भ हो गयी है !

इस समय प्रयास किया जाना चाहिए जितना भी हो सके समय साथ बिताया जाए । यह समय बच्चों को उनकी जानकारी, कलाकारी तथा कल्पना को उड़ान देने का है । इस समय अभिभावकों का भूमिका बच्चों को उन्नति के पथ पर अग्रसर करने की तथा उन्हें आवश्यक सुविधाएँ देने की है।

छात्रों का मूल तथा वास्तविक कार्यों के कारण वे न केवल प्रशंसा के पात्र बनेंगे बल्कि अपनी अलग पहचान बनाने में सक्षम होंगे ।

अपने बच्चे को शिक्षा में सहयोग देने के लिए ग्रीष्मावकाश में दी गयी प्रतियों का आनंद लेने दें साथ ही उनके विचारों को सुदृढ़ करने का प्रयास करें । जिसकी सहायता से छात्रा अपने रचनात्मक लेखन में सुधार करेंगे तथा विद्यालय में किए कार्य की पुनरावृत्ति भी कर पाएँगे । अतः प्रयास करें कि बच्चे अपना कार्य आपके निरीक्षण में स्वयं करें। आपके ग्रीष्मावकाश मंगलमय हों !

Have a nice and
**Happy Summer
Vacation!**



असाइनमेंट -1


- मात्रा आ, इ, ई का अभ्यास करिए।

असाइनमेंट -2

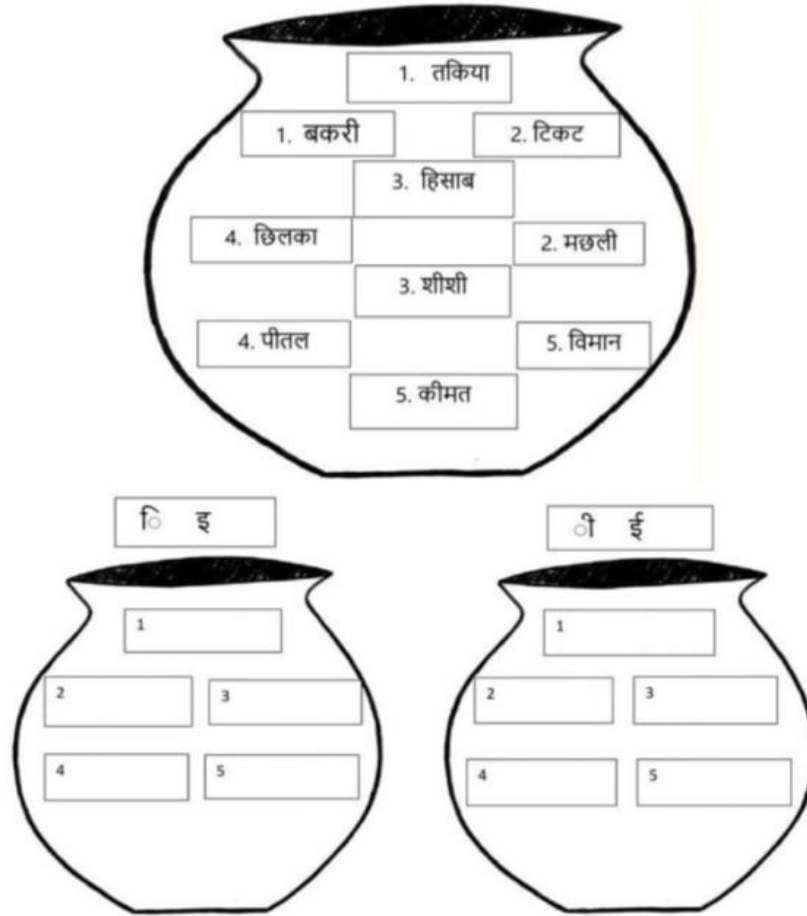
- प्रतिदिन 1 पेज लिखने का अभ्यास करिए। (holidays homework copy)
- नीचे दी गई कार्यपत्रिकाओं को पूरा करिए।

शब्दों को रंग में बदलिए -

1. टमाटर - लाल (Red)
2. कसरत - पीला (Yellow)
3. नटखट - हरा (Green)
4. बादल - नीला (Blue)
5. रात - (Black) काला



- मटके में रखे 'इ' और 'ई' मात्रा वाले शब्द मिलजुल गए हैं। उनमें से इ और ई मात्रा वाले शब्दों को छाँटकर अलग - अलग मटके में रखें।



असाइनमेंट -3

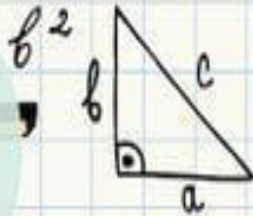
- नीचे दिए गए मॉडल को अपने अनुक्रमांक अनुसार बनाइए।
 - चार अक्षर व्हील मॉडल (रोल नंबर 1-25)
 - मात्रा चक्र (रोल नंबर 26-45)

(नोट - नीचे दी गई तस्वीरों से मदद ले सकते हैं।)

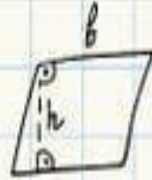


47


Elements



I ♥




X



≈

MATH



β ÷



Back to School!

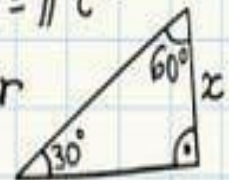


+

$A = bh$

$A = \pi r^2$

$C = 2\pi r$



MATHEMATICS

0

4

2

8

3

1

50

∞

$A = \frac{1}{2}bh$



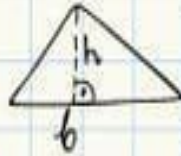
123...

$3 + 1 = 4$

$1 + 1 = 2$



7



GEOMETRY



$A = s^2$

89

$P = 4a$



MATH



I ♥ maths

MATHS

SECTION – A (LEARNING)

1. Learn tables from 2- 5.
2. Learn and write counting's from 1 – 500 in your practice notebook.

SECTION – B (ART AND CRAFT)

1. KITE CRAFT (ROLL NO. 1 TO 20)

Make table bond from tables of


2,3,4,5. Ex.



2. 3-D CLOCK (ROLL NO. 21 TO 41)





















Make a 3-d clock with help of cardboard and coloured papers.

EX.



SECTION -C (WRITING)

Q1. Unscramble the number names.

	ENO □ □ □		ENEVLE □ □ □ □ □ □
	WTO □ □ □		WVELET □ □ □ □ □ □
	EHRTE □ □ □ □ □		RIHETTEN □ □ □ □ □ □ □ □
	RFUO □ □ □ □		ROUFETEN □ □ □ □ □ □ □ □
	EVFI □ □ □ □		IFNEFTE □ □ □ □ □ □ □
	XIS □ □ □		XISETNE □ □ □ □ □ □ □ □
	EVNES □ □ □ □ □ □		TEENESNEV □ □ □ □ □ □ □ □ □ □
	TGHEI □ □ □ □ □		HEIGTNEE □ □ □ □ □ □ □ □
	EINN □ □ □ □		NEINTENE □ □ □ □ □ □ □ □
	NET □ □ □		WYTENT □ □ □ □ □ □ □

Q2. Write the numbers in ascending and descending order.


Ascending order

Arrange the numbers from smallest to greatest


1. 2, 5, 1, 4




2. 3, 2, 7, 5



3. 8, 6, 1, 4



4. 10, 5, 8, 9



5. 7, 3, 2, 6



1-20




Descending order

Arrange the numbers from greatest to smallest

1. 1, 2, 3, 4



2. 5, 2, 3, 1



3. 10, 8, 9, 7



4. 5, 2, 6, 1




5. 9, 7, 3, 5



Q3. Who am I?

Before	Between	After
_____ 29	33 _____ 35	17 _____
_____ 18	5 _____ 7	30 _____
_____ 36	21 _____ 23	9 _____
_____ 7	12 _____ 14	25 _____
_____ 25	19 _____ 21	11 _____
_____ 31	37 _____ 39	39 _____
_____ 1	7 _____ 9	3 _____
_____ 23	26 _____ 28	29 _____



Q4. Compare the numbers by using the signs.




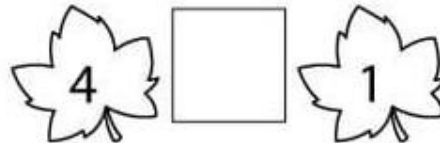
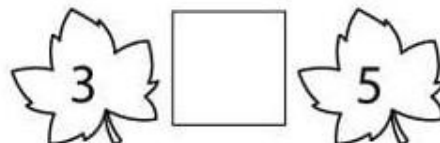



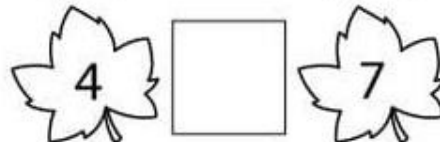
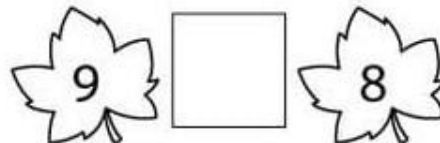
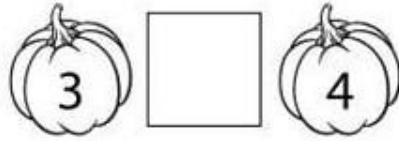
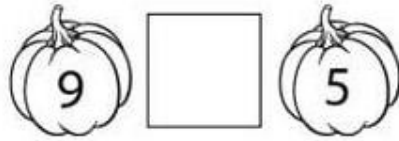


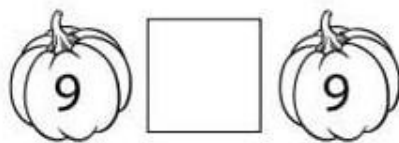
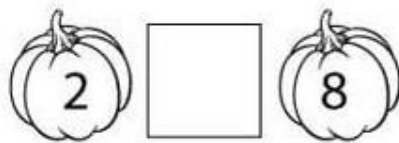

Greater Than



Equal To



Less Than



Q5. Count the shapes and write down the numbers at front.

This section contains two illustrations. On the left is a sun with a circular face and four triangular rays. To its right is a vertical list of four shapes: a rectangle, a circle, a square, and a triangle, each followed by a dashed line. The number '4' is written above the first dashed line, and the number '1' is written above the second dashed line. On the right is a tractor with a rectangular body, a square window, a circular wheel, and a triangular blade. To its right is a vertical list of four shapes: a rectangle, a circle, a square, and a triangle, each followed by a dashed line.

This section contains two illustrations. On the left is a person with a circular head, a triangular torso, and two rectangular arms and legs. To its right is a vertical list of four shapes: a rectangle, a circle, a square, and a triangle, each followed by a dashed line. On the right is a rocket with a triangular nose cone containing a circle, a rectangular body, and two triangular fins. To its right is a vertical list of four shapes: a rectangle, a circle, a square, and a triangle, each followed by a dashed line.

This section contains two illustrations. On the left is a robot with a square head, a rectangular body, and two rectangular arms and legs. To its right is a vertical list of four shapes: a rectangle, a circle, a square, and a triangle, each followed by a dashed line. On the right is a car with a trapezoidal body, a rectangular window, and two circular wheels. To its right is a vertical list of four shapes: a rectangle, a circle, a square, and a triangle, each followed by a dashed line.

Q6. Write one more than and one less than from a number.

	1	
--	---	--


	3	
--	---	--

	5	
--	---	--

	8	
--	---	--

	7	
--	---	--

	2	
--	---	--



--

4

--

--

6

--

--

9

--



ENVIRONMENTAL STUDIES



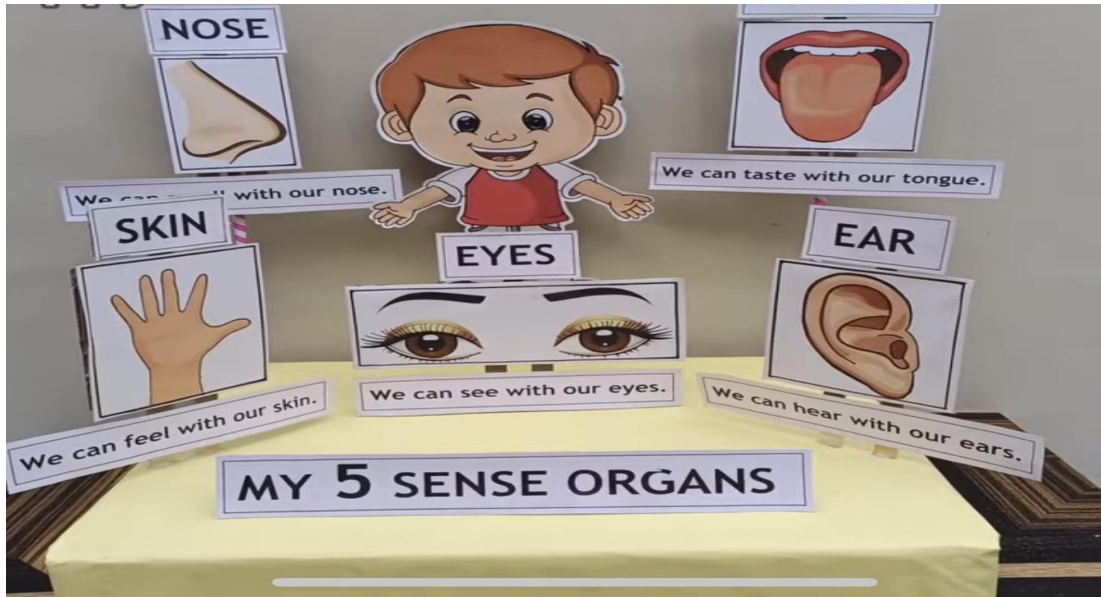
- Learn and revise all the back exercises of Ch-1 My body and Ch-2 My Family.
- Encourage your ward to develop good manners.

CREATIVE WORK

- **Make stick finger puppets of your family members. (Roll no 1-20)(Some reference image**




- Make a model on Sense organs. (Roll no21-40)
(Some reference Images)



- Do the given worksheets.

Sense of Organs

Q. Match the following.



Touch

Hear

See

Smell

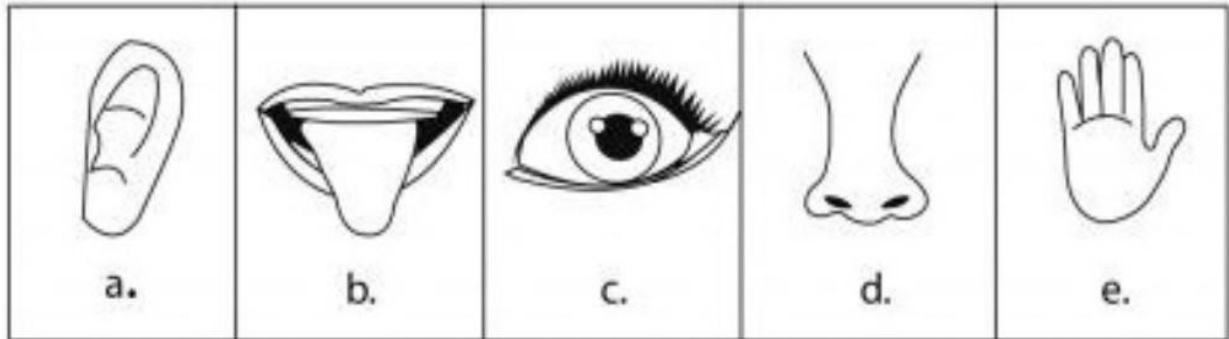
Taste

The Five Senses

Q-1 Match the pictures with the right words, then fill in the blanks:

I can see with my
I can smell with my
I can hear with my
I can taste with my
I can touch with my

nose
tongue
eyes
hands
ears




Q-2 Find the appropriate verb for each sentence:

I can.....a bird flying up in the sky.
I can.....a beautiful song on the radio.
I can.....a flower with my nose.
I can.....a delicious sandwich.
I can.....the soft fur of a rabbit.

smell
touch
hear
see
taste



Q-3 Write the name of the body part that is associated with the following object to complete the crossword.



Q-4 Fill in the blanks with the help of the pictures given.

Teeth of a _____



Eye of a _____



Legs of a _____



Hands of a _____



Hair of a _____



THE FAMILY

READ AND CHOOSE.



GRANDFATHER UNCLE GRANDMOTHER



GRANDMOTHER MOTHER FATHER



MOTHER SISTER BABY



PARENTS COUSINS AUNT




FATHER GRANDMOTHER BROTHER





BABY AUNT FATHER


Family members


Look at the picture, fill in the missing letter.


1. f h 

2.  o r

3. b o h 


4.  s r

5. g n a r 

6. r d t e 

Family Coloring Page

Color the picture
of the family.



ART AND CRAFT



- Draw a scenery and colour it with standing l, slanting and zigzag lines. Draw 5 fruits and 5 vegetables and colour it.

CLASS 1

CURRENT AFFAIRS

1. What is the Swachch Bharat Abhiyan all about?

Answer: Keeping our surroundings clean

2. What sport does Virat Kohli play?

Answer: Cricket

3. Which is India's top sports award?

Answer: Major Dhyan Chand Khel Ratna Award

4. What does IPL stand for?

Answer: Indian Premier League

5. Who is the current President of India?

Answer: Droupadi Murmu

6. Which is the largest continent in the world?

Answer: Asia

7. Where does our solar system's main asteroid belt lie?

Answer: Between Mars and Jupiter

8. How many colours are there in the Indian flag?

Answer: Four

9. What is the national animal of India?

Answer: Tiger

10. How many colours are there in a rainbow?

Answer: Seven

11. The Garba dance form belongs to which state of India?

Answer: Gujarat

12. What is the capital of India?

Answer: New Delhi

13. Which continent does the Amazon River flow in?

Answer: South America

14. What do we call the gases that cause global warming?

Answer: Greenhouse gases

15. Which planet in our solar system has rings?

Answer: Saturn

16. Which animal is known as the “Ship of the Desert”?

Answer: Camel

17. How many days are there in a week?

Answer: 7 days

18. How many hours are there in a day?

Answer: 24 hours

19. How many letters are there in the English alphabet?

Answer: 26 letters

20. The season in which we feel hot and humid?

Answer: Summer

Thank You

