



ADARSH WORLD SCHOOL



Holiday Homework (2024-25)

PRE-PRIMARY

Name:

Summer, Summer
Time for fun We run
all day In the hot, hot
sun. Summer,
Summer Jump in the
pool Eat a lot of ice
cream To keep cool

Dear Parent,

We wish you and your child a very happy Summer Holidays. It's time to enjoy and create a bond with family, friends and relatives. To utilize this time in the most constructive way, we have prepared Summer Fun Activities for our tiny tots on the principle of 'learning by doing' for her/his holistic development.



Parental Supervision

Dear Parents,

"Despite the hot Sun, we can still have a lot of fun, so vacation is here for a sweet retreat". Here are some Summer Fun Activities designed at ASN to enhance the child's creativity and innovation for progressive learning.

Help your child to do it :

Morning Blessings: Help your child inculcate good habits like doing Surya Pranam' & encourage her/him to greet all elders in the morning. If possible, visit a place where the child can get close to the nature.

•**Fun in Knowing:** Tell the child about your childhood, share incidents from the past and show her/him old family albums. This will strengthen the bond between you and your child.

•**Fun with Books:** Read English and Hindi stories to your child with morals and colourful illustrations.

•**Fun with family:** Make use of these holidays and spend quality time together as a family and make your child feel special.


•**Fun with Parents:** Cook dinner together. Show your child how to measure 1 cup, 1/2, 1 teaspoon etc. Start naming the food groups when you serve them. "Go shopping together. Tell your child about the difference between a market and mall, about the things, items and material purchased from there.

*Let your child help in your household chores like cleaning windows, dusting and many more.

*Walk together and talk to your child about what she/he likes, dislikes and why?

*Help your child to memorize the home address and your phone numbers too.

HOLIDAYS.... FUN TIME PARTY TIME !!!!!



Note- Holidays' Homework must be the effort of the child. Parents must act as guides and facilitators but not substitutes to do the work. Holidays' Home work should be seen as an interesting activity that helps in mental and physical development of the child.

NOTE- ART ACTIVITY-1 (Roll no- 1-22)
ART ACTIVITY-2 (Roll no- 23-45)
ART ACTIVITY -3 (All the Students)

Written: (to be done in the book mentioned below)

ART & RHYTHM –Do page no.19 & 24

DRAWING And COLOURING BOOK - Do page no. 6 & 7

NUMBER WORK PRACTICE BOOK – Do page no. 8 & 9

EVS WORK PRACTICE Book - Do page no. 7 & 10





English



The word 'English' is written in large, colorful, rounded letters. Each letter is a different color: 'E' is yellow, 'n' is pink, 'g' is green, 'l' is blue, 'i' is yellow, 's' is pink, and 'h' is blue. The letters are set against a background of small, colorful stars (yellow, blue, purple, orange) and four cartoon children (a girl with blonde pigtails, a boy with a baseball cap, a boy with brown hair, and a girl with black pigtails) who appear to be jumping or running. Below the word, there is a small illustration of a stack of three books.



See the picture and write the correct vowel (a , e , i , o , u)



h

t



z

p



b

g



c

n



h

n



s

n



p

n



m

p



r

t



p

n



p

n



w

g



t

b



n

t



b


x



p


g

Name: _____



Read and Circle


In each section, read the words and circle the one that matches the picture.



dad
lad
bad



mad
dad
pad



mad
pad
fad



bad
had
pad



lad
bad
sad



fad
sad
tad

ag Words



Write the missing letters.

—	ag	
—	ag	
—	ag	
—	ag	

w

t

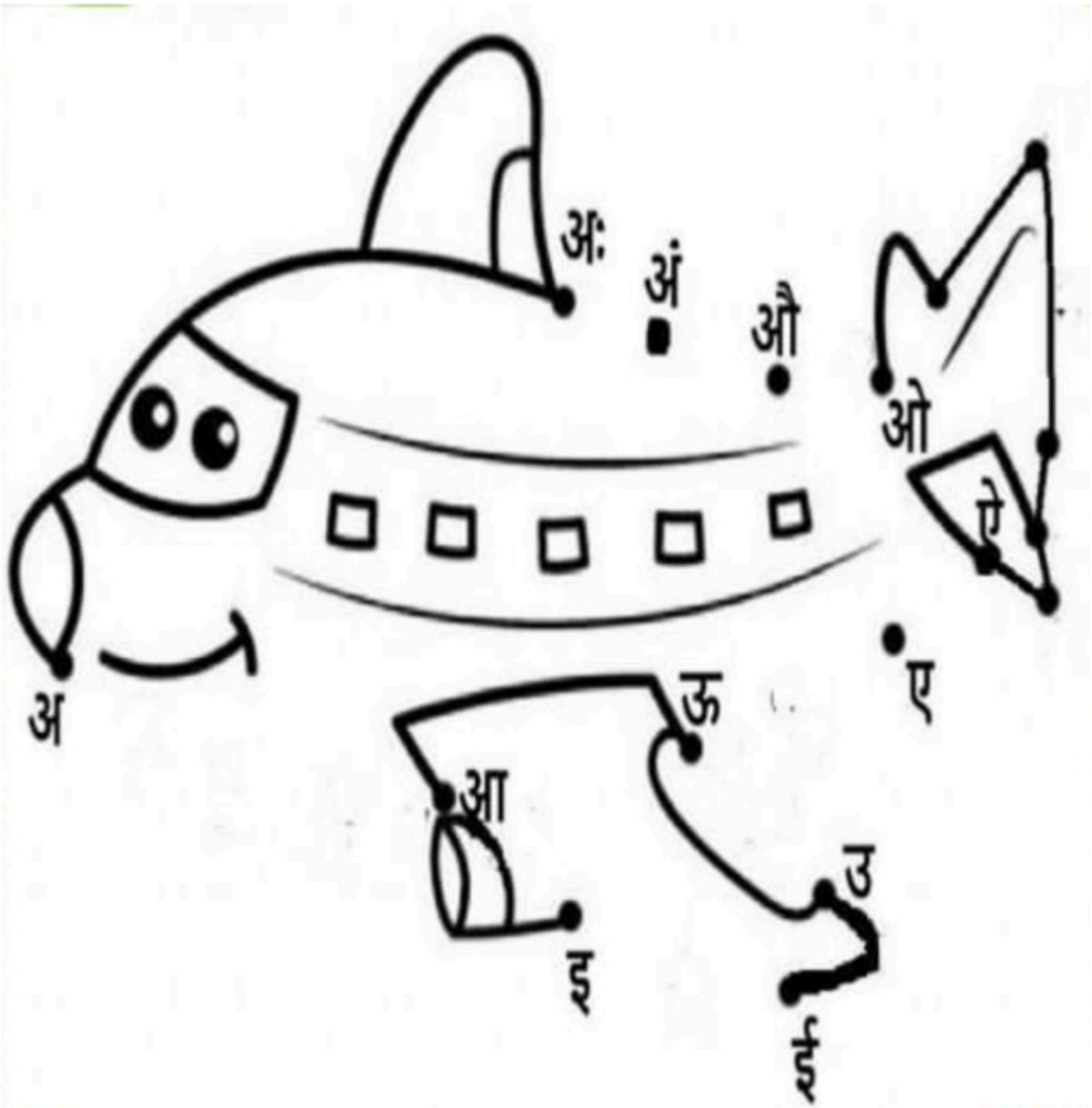
b

r

हिन्दी



स्वर बिंदुओं को क्रमानुसार मिलान कीजिए
और चित्र में रंग भरिए।



स्वरों को सही क्रम में लगाइए।

□ □ □ □

□ □ □ □ □

□ □ □ □

इ ओ ऋ अः

अ उ ए

ऊ अं आ

ऐ औ ई

दिए गए व्यंजन का सही चित्र के साथ मिलान कीजिए।

क

.

.



ख

.

.



ग

.

.



घ

.

.



च

.

.

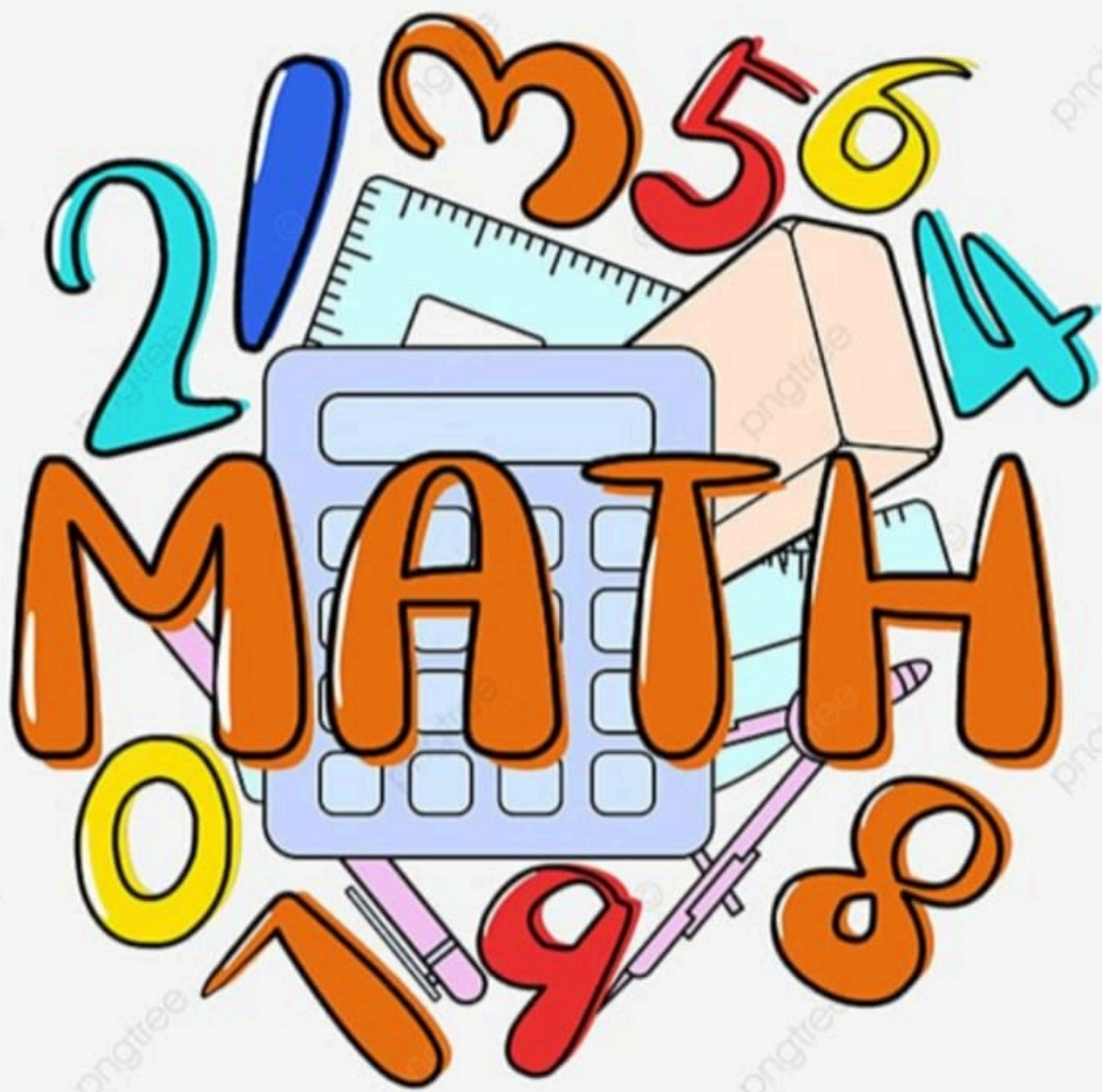


छ

.

.





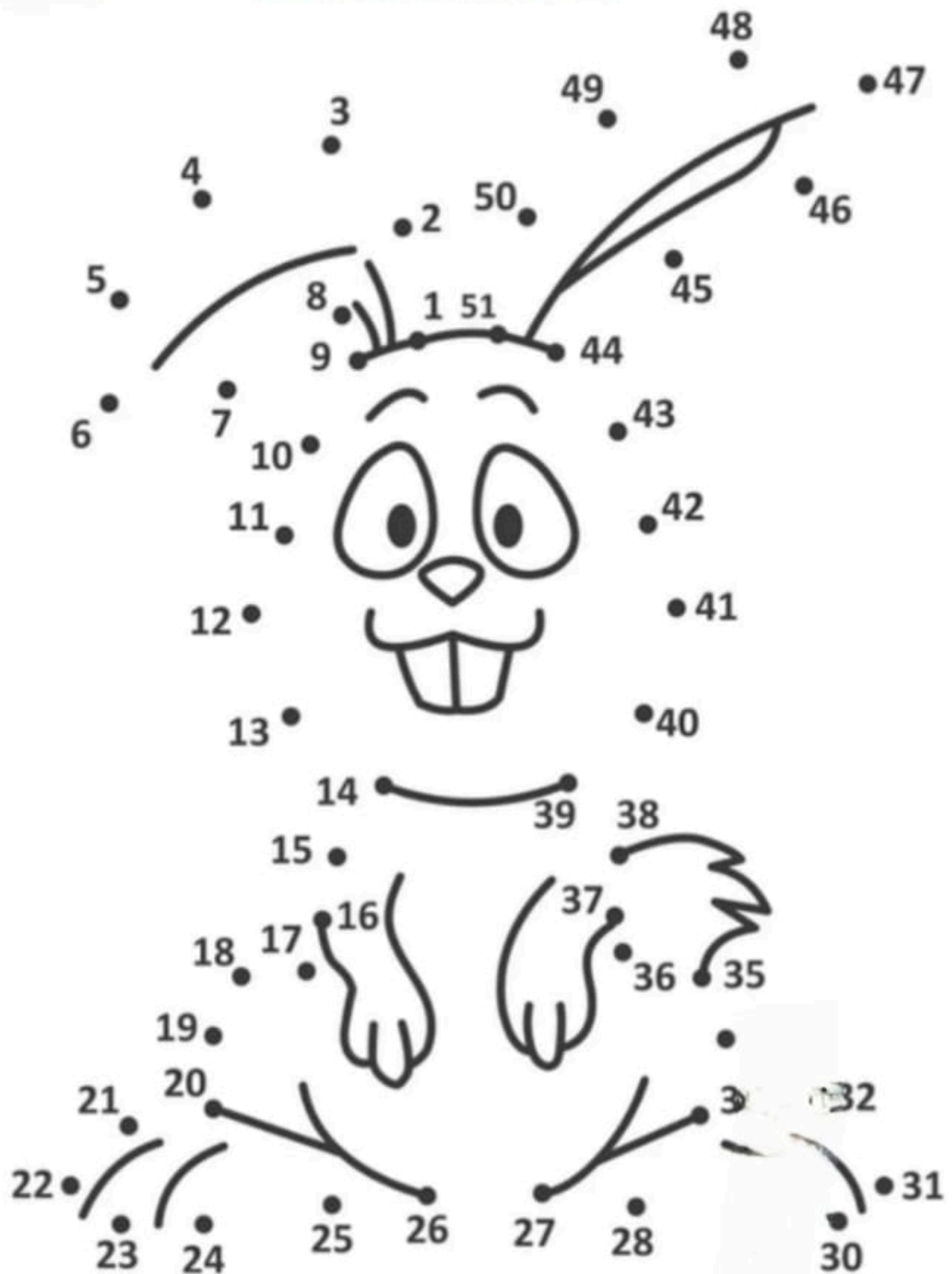
Numbers 41 - 60

Fill in the missing numbers.



ANIMAL DOT TO DOT

Complete the picture by joining the dots and colour the picture.



Write number: (before, between, after)

Before

___ 8

___ 17

___ 12

___ 1

___ 20

___ 44

___ 65

Between

1 ___ 3

20 ___ 22

8 ___ 10

14 ___ 16

31 ___ 33

19 ___ 21

11 ___ 13

After

6 ___

13 ___

29 ___

34 ___

17 ___

42 ___

39 ___









Can you find **5** differences between the two pictures?



EVIS



See the picture and (✓) the correct sense organs.

Community Helpers

Draw a line matching the community helper with the place where he or she works.



ARE YOU NAUGHTY OR NICE?

Put a tick or a cross in the box, under the appropriate picture.



Pulling hair



Sharing



Pushing



Yelling



Greeting each other



Saying 'Thank You!'



Obeying traffic rules



Teasing animals



Keeping room tidy



Lets Be Creative

Prepare these craft items

ACTIVITY-1

Make a Puppet. You can take help from the link given below.

<https://youtube.com/watch?v=Y6UNKFCvLjQ&feature=shared>

ACTIVITY-2

On the occasion of Father's Day make a Trophy for your father as a token of love and respect.

ACTIVITY-3

Make a jewellery on Andaman and Nicobar Island with the help of Clay, Newspapers , Paint colours etc.

ACTIVITY-2

FATHER'S DAY ACTIVITY (18th June)

Best Dad Trophy



To the world,
**you are
a dad.**
But to
our family,
**you
are the
world.**

ENJOY YOUR
SUMMER
BREAK

