



ADARSH WORLD SCHOOL
SECTOR - 12, DWARKA

SUMMER
HOLIDAY'S
HOMework

CLASS – PRE SCHOOL



BEING GOOD

Let's share some tips to make these holidays a fruitful and happy period for them.

- *Teach them to wish "Good morning" to everyone in the family.*
- *Kindly sing "Gayatri Mantra" with them.*
- *Help your child inculcate good habits like doing "Surya Pranam".*
- *Use 4 Magical Words : "PLEASE, SORRY, THANK YOU, & EXCUSE ME" as a part of basics of good manners.*

SELF – INTRODUCTION

Knowing about one self is the most important thing at this tender age of learning!

To further build the confidence amongst children, let's start by teaching them how to introduce themselves.

So make your child learn the following:

1. My name is_____.
2. I am a girl/boy.
3. My school name is Adarsh World School.
4. My class is pre-school.
5. I am____years old.

HOLIDAY HOMEWORK :

WRITTEN TASK :

- Art and Rhythm Book – Do page no. 5, 10, 16, 22, 39
- Draw and Colour Book – Do page no. 3, 10, 29
- Tinker 1 Book– Do page no. 61 and 71
- Make a 3 in 1 notebook in your summer vacations and do practice of writing Aa & Bb, numbers 1 to 5 and swar अ and आ on daily basis. (Kindly follow the pattern as given in the book)

ACTIVITY TIME

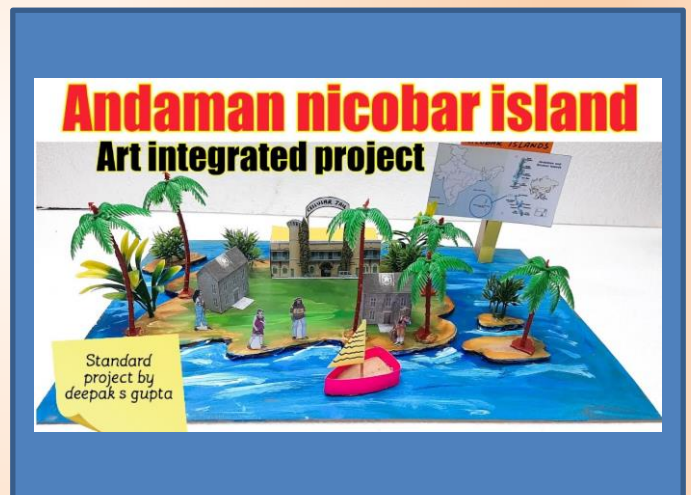
- Table Mat Designing

Design a poster on the topic "EAT HEALTHY STAY HEALTHY" on an A4 size sheet and get it laminated. The poster will be used as a table mat during break time in school and will be a reminder for them to make healthy eating choices.



- Art Integrated Activity

Prepare a 3D model of Andaman & Nicobar Island. (Roll no. 1 to 10)



- Make a beautiful chart with 3D pictures of Transports including Water, Air and Land. (Roll no. 11 to 17)





MATHEMATICS

...


Count and match with correct number



4



3



5




1



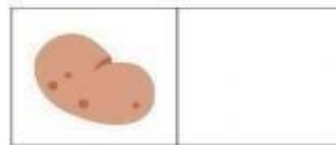


2

Counting Vegetables



How many of each vegetable can you count?



Trace Numbers (1-5)



1	2	3	4	5
1	2	3	4	5
1	2	3	4	5
1	2	3	4	5
1	2	3	4	5



Words That Begin with Letter Aa ...

Color the pictures that begin with the letter a.



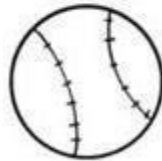

Color the letters and the picture.

Bb



bear

Color the pictures that start with the letter b.



Color the circles with the letter B or b.

D

E

b

p

B

d

Alphabet Worksheets



Color the letters below with these colors.




a	b	a	b	a	a
b	a	a	b	a	a
a	a	b	a	a	b
b	a	a	a	b	a
b	a	b	a	b	a



❖ अभ्यास करे ।



नीचे दिए गए फल में रंग भरों।



आम

स्वर अ में गोला लगाएं





अनार




अननस

अ आ ऊ
उ
उ अ ऊ
अ आ अ

Primary Colors



❖ Decorate this beautiful cat by the activity of tearing and pasting with different colour papers.



❖ Colour the picture beautifully.



Happy

Holidays!

