

ADARSH WORLD SCHOOL

HOLIDAY HOMEWORK 2023-2024

Class - I






HEY KIDDOS! We hope you all are safe and healthy. A long-awaited summer vacation is here!!! let's enjoy being creative at home. We have brought an interesting holiday homework to keep the BOREDOM AWAY! So wash your hands regularly, eat healthy food, build immunity and use all resources from home itself and do fantastic homework!!!



ENGLISH



A) Choose the correct option :

a) What is Manu's friends name?

- i) Amina ii) Sunny

b) How many swings were there in the park?

- i) Three ii) two

c) What do we do in the school?

- i) reading ii) cycling

d) Who took the doll to zoo?

- i) Mita ii) Manu

Q2. Write true or false –

a) Mummy and Daddy were busy packing food. ()

b) The lion goes hiss. ()

Q3. Answer in one word-

a) Where did Manu's family go? _____

b) Name any two animals Manu spotted in the zoo. _____

Q4. Who said this-

a) "We are going to the zoo today." _____


b) "Don't be rough Sunny". _____

Q5. Draw the plural of –

a)



b)



Q6. Write two lines for the given picture and colour it well.





Instruction: Convert 'one' to 'many' by adding 's' or 'es' at the end of the word.

Brush

Table

Watch

Glass

Potato

Car

Bus

Chair

Box

Road



Types of Gender

Set - 1

Write the gender of the following noun, shown in the given picture



Boy

Masculine or Feminine ?

.....



Girl

Masculine or Feminine ?

.....



Queen

Masculine or Feminine ?

.....



Father

Masculine or Feminine ?

.....

A Match each male to a female correctly.

boys

father

grandfather

uncle

man

Mr Yadav

king

brother

grandmother

woman

Ms Yadav

sister

girls

mother

queen

aunt

As part of our English curriculum, we have assigned a fun and creative project for your child to work on during the holidays. The project involves creating a 3D model based on your child's roll number.

Models :

- Roll numbers 1 to 13 : Magic words wall hanging
- Roll numbers 14 to 26 : articles model (<https://pin.it/1v8Pla0xm>)
- Roll numbers 27 to 40 : Punctuation mark model



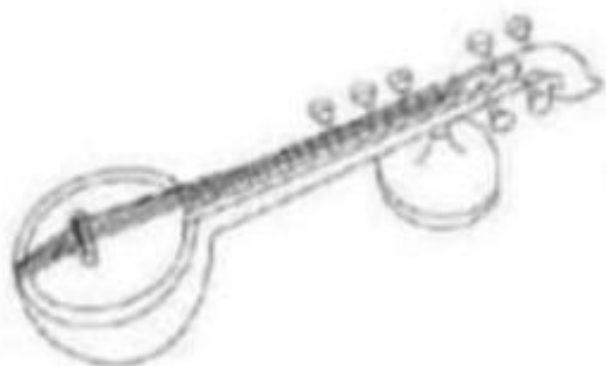
Instructions:

1. Please guide your child in creating the assigned 3D model.
 2. Encourage creativity and attention to detail.
 3. The model should be made using suitable materials (e.g., cardboard, clay, paper mache, etc.).
- **This project is compulsory and marks will be awarded.**
 - **The best models will be selected for the school's English Exhibition.**
 - **Revise complete syllabus of English for cycle test-1.**
 - **Complete 15 pages of handwriting practice in a separate English notebook to help improve the student's handwriting speed.**
 - **Please ensure your child submits their 3D model and worksheets on the designated date after the holidays.**

हिंदी



चित्र पहचान कर शब्द लिखो और चित्रों में रंग भरो



शब्दों की रेलगाड़ी

नीचे दिए गए उदाहरण के अनुसार शब्दों को पढ़कर अंतिम वर्ण से नया शब्द बनाइए।

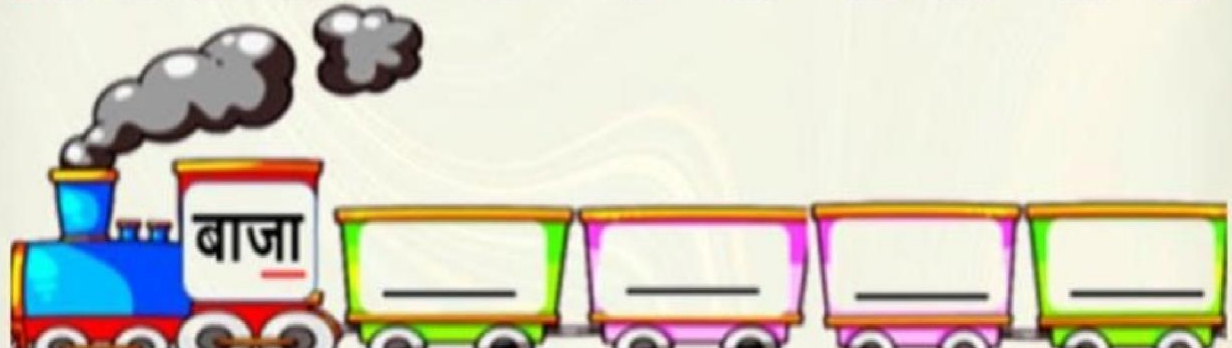

उदाहरण:

नल

लहर


रथ

थरमस



चित्र वर्णन

प्रश्न . चित्र देखकर खाली स्थान भरें ।



कहानी , पेड़ , हरियाली , बच्चे , बगीचे

1. यह _____ का चित्र है ।
2. बगीचे में _____ खेल रहे हैं ।
3. दो बच्चे _____ पर बैठे हैं ।
4. माँ रीना को _____ सुना रही है ।
5. बगीचे में _____ है ।

परियोजना कार्य

- कक्षा में कराए गए सभी कार्य को याद कीजिए ।
- प्रतिदिन सुलेख का अभ्यास कीजिए ।

- रोल नंबर-१ से १३ (स्वर व मात्राएँ)

<https://pin.it/1F7YZcBfX>

(दिए गए क्रियाकलाप के लिए इस लिंक को देखें।)

- रोल नंबर-२४ से २७ (संज्ञा)

<https://youtube.com/shorts/hLHhJyhR5iE?si=HcQTWwDFsU40g7cj>


(दिए गए क्रियाकलाप के लिए इस लिंक को देखें।)

- रोल नंबर-२८ से ४२ (लिंग)

https://youtube.com/shorts/RIZp8DtQjyM?si=Z2dEGBFjmUIB_L3L

(दिए गए क्रियाकलाप के लिए इस लिंक को देखें।)

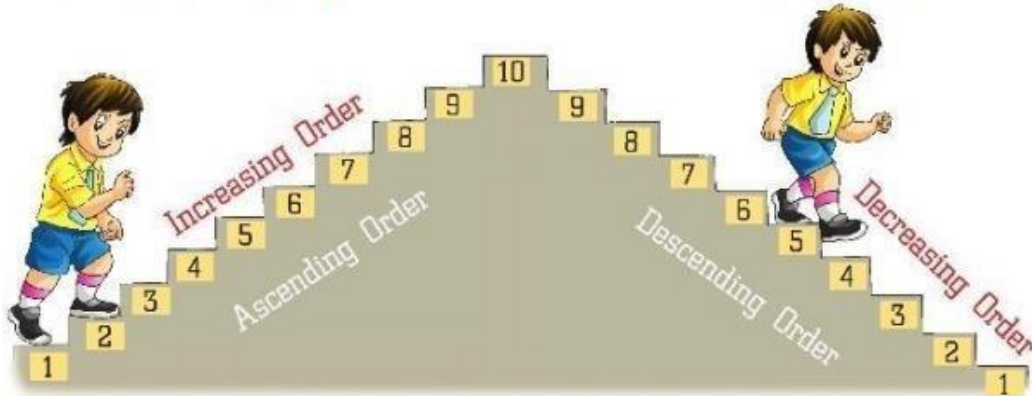
MATHS



ASCENDING AND DESCENDING ORDER

 Count the steps up

 Count the steps down



 Write the numbers given below in ascending order :

(a) 5 to 9

--	--	--	--	--

(b) 13 to 17

--	--	--	--	--

(c) 8 to 12

--	--	--	--	--

 Given below are some numbers. Arrange them in ascending order :

(a) 12, 2, 5, 6, 10

(b) 13, 7, 16, 9, 4

(c) 7, 1, 18, 11, 10

 Write the numbers given below in descending order :

(a) 16, 20, 12, 2, 9

(b) 8, 11, 4, 3, 14

(c) 2, 9, 18, 13, 10



ADDITION

Add both the numbers and color the correct sum.

$2 + 5$

6

8

7

$5 + 3$

2

9

8

$6 + 1$

7

10

2

$7 + 2$

10

8

9

$8 + 1$

9

7

8

$4 + 4$

6

9

8

$5 + 5$

10

4

9

$1 + 9$

10

7

8

$4 + 5$

9

7

8

$7 + 2$

10

8

9

$7 + 3$

8

9

10

$8 + 1$

8

9

10

MATHS

As part of our maths curriculum, we have assigned a fun and creative project for your child to work on during the holidays. The project involves creating a 3D model based on your child's roll number.

Models :*

- Roll numbers 1 to 13 : Shape Town
- Roll numbers 14 to 26 : Addition Box- Roll numbers 27 to 40 : Clock

Instructions:*

1. Please guide your child in creating the assigned 3D model.
 2. Encourage creativity and attention to detail.
 3. The model should be made using suitable materials (e.g., cardboard, clay, paper mache, etc.).
- This project is compulsory and marks will be awarded.
 - The best models will be selected for the school's Maths Exhibitio
 - Please ensure your child submits their 3D model on the designated date after the holidays.
 - <https://pin.it/2gyVxxWR2> (Kindly refer to this link for the model)



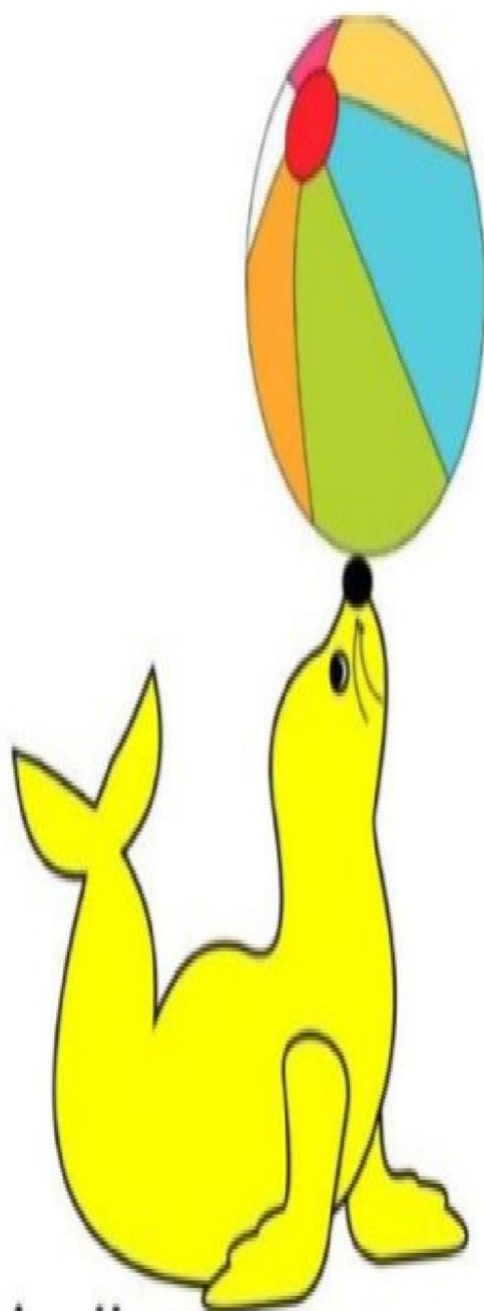
The Seal

I can see a little seal.


It has a big ball.

The ball is on its nose.

It likes to play with the ball.



SCIENCE



GENERAL INSTRUCTIONS

- Learn chapter -5
- Practice writing at home
- Read chapters(6,7,8)thoroughly

Q 1. Match the following -

1. father and mother

relatives

☐

2. help and care

parents

☐

3. members of joint family

family

☐

Q 2. Write True or False-

1. We should love our family members.

2. A small family has many members.

3. Family members have same surname.


4. All the family members do the same work.

5. We should not help our family members.

3. Choose the correct answer and write it in the given blank:

- i. _____ fits the pipe. (Plumber / Fireman)
- ii. _____ guards the house. (Postman/ Watchman)
- iii. _____ bakes the cake. (Driver/ Baker)
- iv. Farmer _____ the crops. (cleans/ grows)

4. Match the Following:




Name : _____

Class : _____ Date : _____

Our Neighbourhood

*The people who live in an area or in the places ,
are called our neighbourhood.*

Write down the names of our neighbourhood in the given box.



clue box

school

market

hospital

police station

park

bank

PROJECT WORK

As part of our E.V.S curriculum, we have assigned a fun and creative project for your child to work on during the holidays. The project involves creating a 3D model based on your child's roll number.

Models :

- Roll numbers 1 to 15 : Traffic Signals
- Roll numbers 16 to 30 : Good habits
- Roll numbers 31 to 42 : Healthy and Unhealthy food chart

Instructions:

1. Please guide your child in creating the assigned 3D model.
 2. Encourage creativity and attention to detail.
 3. The model should be made using suitable materials (e.g., cardboard, clay, paper mache, etc.).
- This project is compulsory and marks will be awarded.- The best models will be selected for the school's E.V.S Exhibition . Please ensure your child submits their 3D model on the designated date after the holidays.

https://youtube.com/shorts/fBjipS6gQog?si=wAD_HEXIDnK3iX_H

https://youtube.com/shorts/PAXR4Dd6sRY?si=L9A8jFFFw1DB_KMM

https://youtube.com/shorts/dZBHXgjmZEO?si=cs_k1S3y84X96dau

Note: kindly refer these links accordingly to your Roll no.

COMPUTER

WORKSHEET – 1

Student's Name: - _____

Section: _____

Roll No: _____

Date: _____

A. Choose the right answer-

1. Machines help us do work:

- (a) Slowly and Messily
- (c) Harder and Slower

- (b) Easily, Faster & Better
- (d) With Difficulty

2. Computers run on:

- (a) Water
- (c) Electricity

- (b) Sunlight
- (D) Board

3. Which of these is a feature of a computer?

- (a) Has feelings
- (c) Can store lots of things

- (b) Makes lots of mistakes
- (d) Is always slow

4. Which computer is good for watching videos?

- (a) Super Computer
- (c) Tablet

- (b) Smart Phone
- (d) Desktop Computer

B. One Word Answers question-

- (a) Laptops are _____ type of Computer?
- (b) Computers don't have _____?
- (c) A computer that stays on a desk with a big screen are called _____.
- (d) A Pocket-sized computer that is used for calling are called _____.
- (e) A _____ is a wonderful machine that can do amazing things.

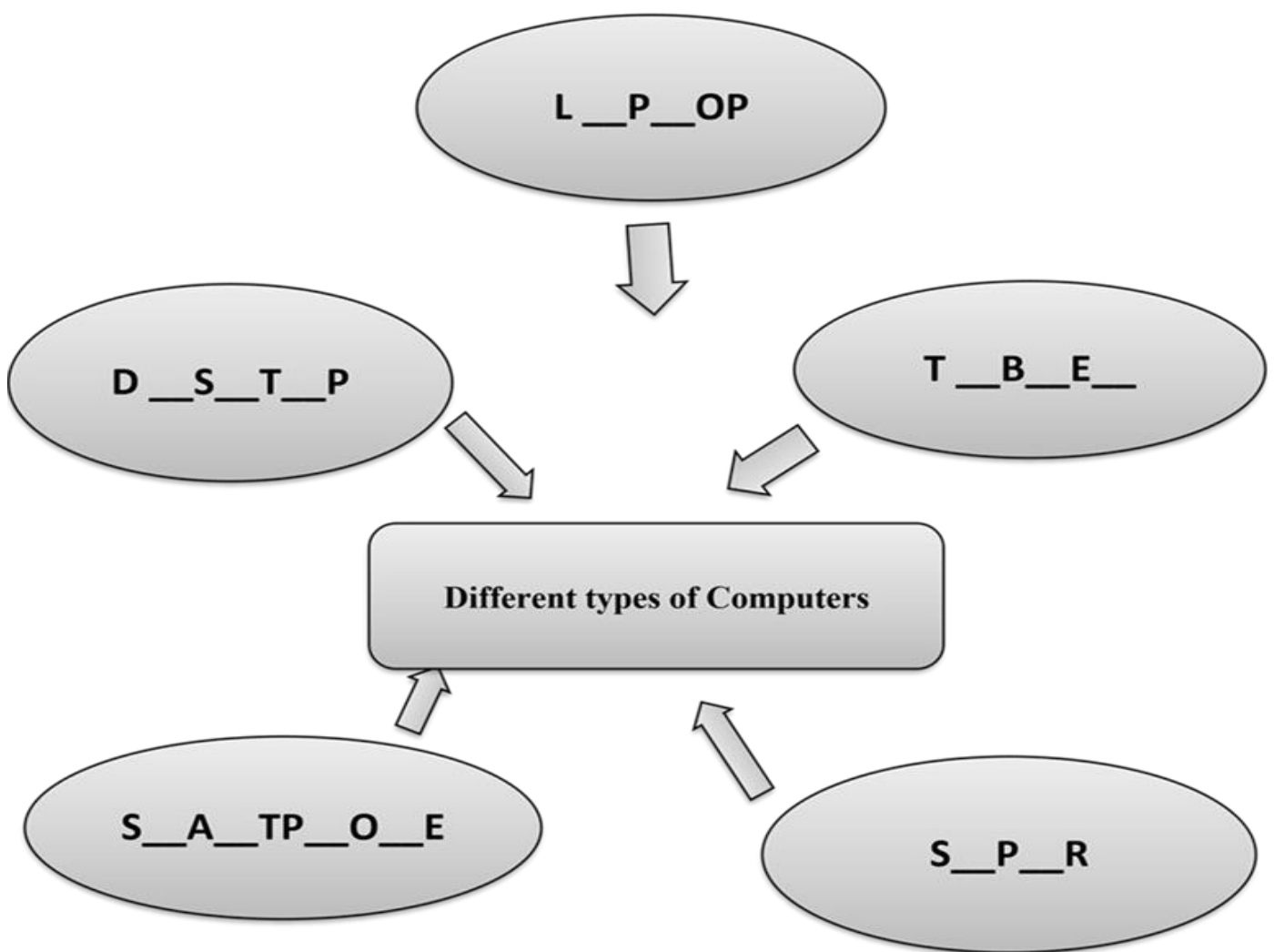
COMPUTER



WORKSHEET-2

A. Fill the following different types of Computers-

DESKTOP, LAPTOP, SMARTPHONE, SUPER, TABLET



PRACTICAL ACTIVITY

C. Practice on Computer (Practical)- Open Codju

app on the given link below- **Link-**

<https://app.codju.com/> and explore activities

based on-

1. Chapter-1 (Computer- A Wonderful Machine)
2. Chapter-2 (Uses of Computer)

NOTE:- (School code-222)

(Username and Password was already shared by
Class Teacher on your personal window)



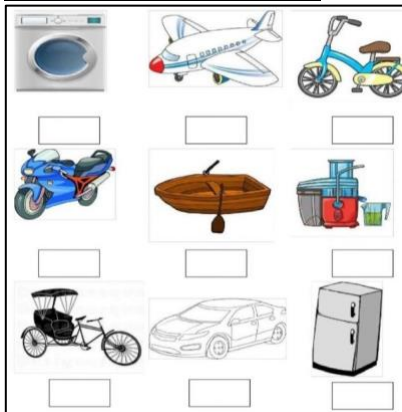
PROJECT WORK

D. (a) For (Roll No.-1 to 20) Draw/ Paste cutout of different types of machines on A4 size sheet and write their names.

(b) For (Roll No.-21 to Onwards)

Draw/ Paste cutout of different types of Computers on A4 size sheet and write their names.

SAMPLE IMAGES



The background of the image is a light blue gradient. It is decorated with various art and craft supplies in a hand-drawn, sketchy style. In the top left, there is a wooden palette with several blobs of paint in red, yellow, green, blue, white, and black. To its right is a paintbrush with a green handle and a fan-shaped head. Further right is a tube of green paint with its cap off, and a small puddle of green paint next to it. In the bottom left, there is a paintbrush with a black handle and a pointed tip. To its right is a paintbrush with a red handle and a flat head. In the bottom right, there is a tube of red paint with its cap off. In the center, the words "ART & CRAFT" are written in a large, bold, brown font. The ampersand is stylized with a small loop. The overall composition is a collage of artistic tools.

ART



Q.1 Make one colour wheel of primary colour in your art file.

Q.2. Draw a hut and do tearing and pasting with primary colours in your art file

Q.3 Do pages in Art book (Pac book) 10,16,17,19,30,31,40

Q.4. Paint one plastic bottle with any one colour of primary colours.



GK current affairs

Class -1



Q1. India is a part of which continent?

Ans. Asia

Q2. Which fruits squirrel bury to save for later?

Ans. Acorns

Q3. Who invented the first aeroplane?

Ans. Wright brother

Q4. Which is the largest and smallest planet in our solar system?

Ans. Jupiter and mercury

Q5. Where are frog lay eggs?

Ans. Water

Q6. Which animal do not drink water but they observed through their skin?

Ans. Frog

Q7. Giraffe's neck so long?

Ans. It helps to eat leaves from tall trees.

Q8. Which vitamin makes turtle's shell strong?

Ans. Vitamin D


Q9. Which is the fastest animal on earth?

Ans. Cheetah

Q10. Which bird has largest egg?

Ans. Ostrich.

Learn all these questions and GK book page number 1,2,3,4,6,7,8 and 9 for cycle test-1



Summer

Summer, summer almost here.

Let's give summer a big fat cheer!

Of this fact I'm surely clear:

Summer is the best time of year.

—Tim Rasinski



Enjoy Summer Holiday



— The End —
