

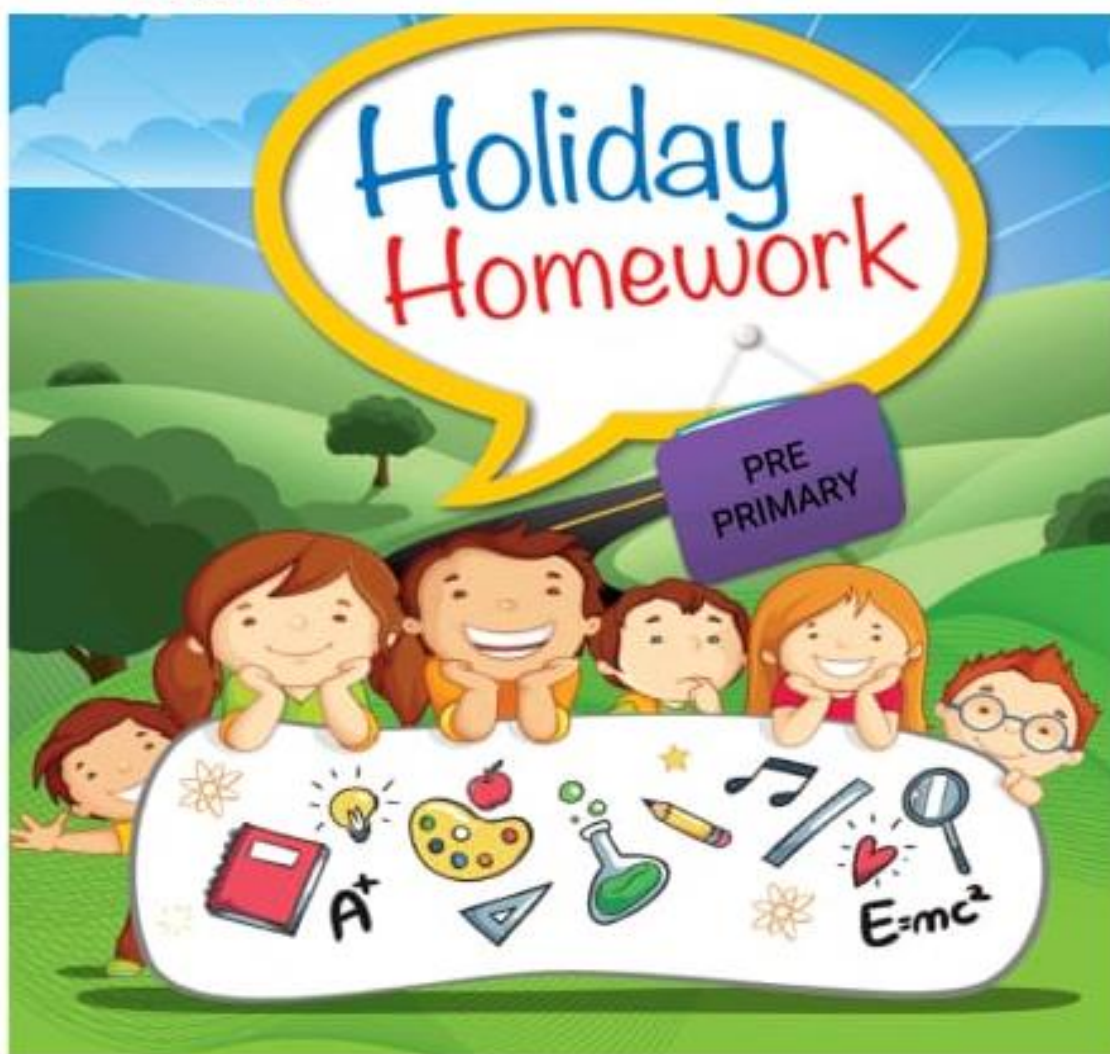


ADARSH WORLD SCHOOL

HOLIDAY HOME-WORK 2025-26

PRE - PRIMARY

Name : -----



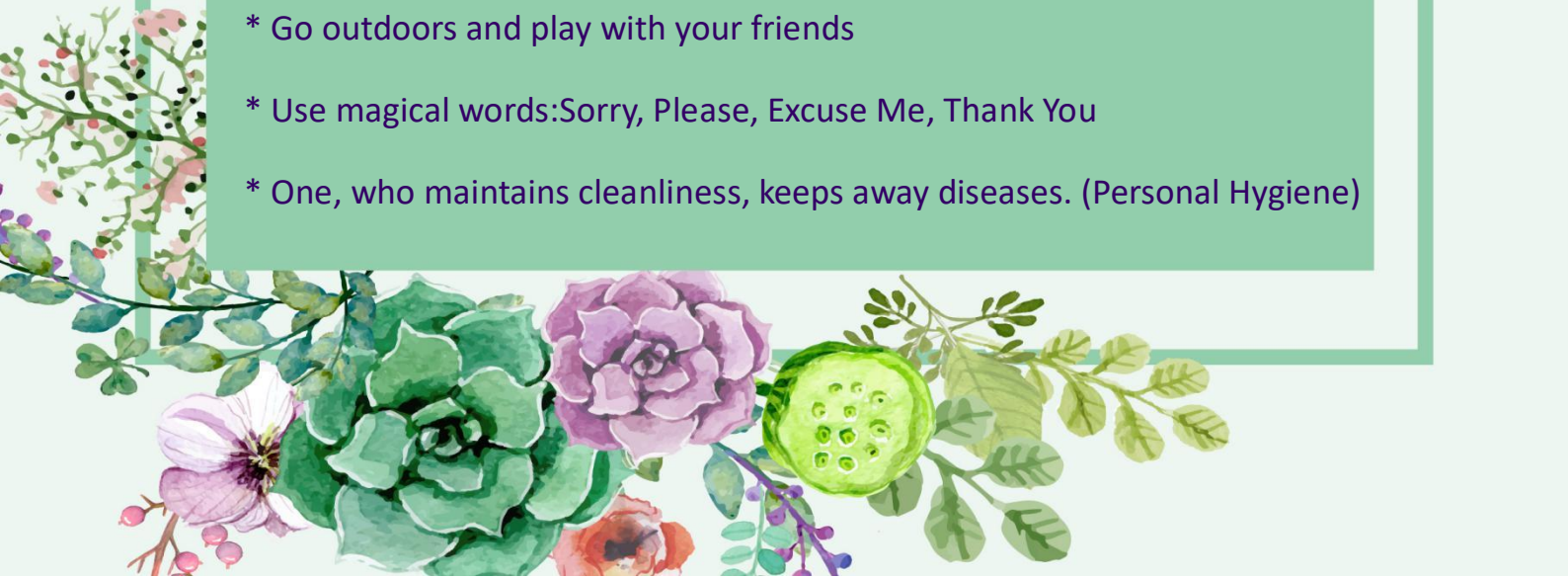



Dear Parent.

Children are born with natural curiosity and inquisitiveness about the world around them.

It is important for us to help them keep this spark alive and to make learning fun.

Summer Vacation is just round the corner, let every moment of this vacation be a time to unite, connect and enjoy beautiful moments with your child. Here are some activities given to help your child become independent and confident:-

- * Independent Me
 - * Buttoning and Unbuttoning
 - * Put on your Socks and Shoes
 - * Keeping belongings back in their place Filling the water bottles
 - * Keeping room clean and well-organized
 - * Tear a Chapati and eat your Meal on your own
 - * Alone we can do so little, together we can do so much. (Social Skills)
 - * Wish your elders with a smile
 - * Go outdoors and play with your friends
 - * Use magical words: Sorry, Please, Excuse Me, Thank You
 - * One, who maintains cleanliness, keeps away diseases. (Personal Hygiene)
- 

- 
- * Brushing teeth twice a day.
 - * Combing hair regularly
 - * Bathing everyday
 - * Washing hands before and after meals.

Reading is Fun

Children are made readers on the laps of their parents.

Make reading a regular practice with pictures and large text.

Make bed-time stories a part of your child's daily routine.

The teachers are trying to encourage the children to use simple words, phrases and sentences in school like

ALL ABOUT ME

What is your name? _____

How old are you? _____

In which class do you read? _____

What is the name of your school? _____

What is the name of your teacher? _____

What is your father and mother name? _____

May I come in ma'am?





May I Drink water?

May I go to the toilet?

Please give me a glass of water.

Please trim my nails.

Please tell me a story.

I m feeling sleepy.

Note- Holidays' Homework must be the effort of the child. Parents must act as guides and facilitators but not substitutes to do the work. Holidays' Home work should be seen as an interesting activity that helps in mental and physical development of the child.

Written:(to be done in the book mentioned below)

Colour & Shape :- Page no. 6,18,34,35

Maths B :- 28,29,30

Pac Book :-12, 31,35,49 (last page)

NOTE :- Kindly make your ward learn the given sight words on daily basis.

(I, am, he, she, it, and, the, has, are, we)





Name :

Class :

FILL THE MISSING LETTERS

Help Mr. Tiger fill in the missing letters on his circle.



A

.....

C

.....

E

F

.....

H

I

J

.....

.....

M

N

.....

.....

Q

R

S

.....

U

V

W

.....

Y

Z

Colour the picture related to the alphabet:-

A



B



C



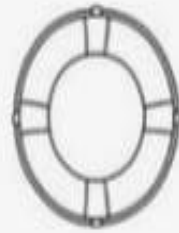
D



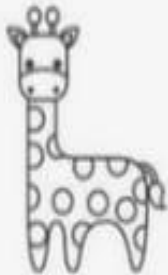
E



F



G



H



I







Name Subject
Class Sec. Roll No.

वर्णमाला



स्वर

पढ़ो और स्वर लिखो-

अनार 	आम 	इमली 	ईख 	उपवन 
ऊन 	ऋषि 	एक 	ऐनक 	
ओस 	औरत 	अंगूर 	अः	

व्यंजन

पढ़ो और व्यंजन लिखो-

कमल 	खरगोश 	गमला 	घड़ी 	ङ 
चम्मच 	छतरी 	जग 	झरना 	ञ 

सही अक्षर पर गोला लगाएं।



क छ ग

ख छ ब

ग न ह



ह घ झ

ड च द

ख छ द

पहला व्यंजन वर्ण देखकर

अलग व्यंजन वर्ण पर गोला बनाइए

क

ख क ग क क

ख

ख ख घ ख च

ग





















क घ ग ग क





















घ

घ क घ ज घ



Find the missing number:-

1		3	4		6	7		9	
	12	13			16		18		20
	22		24	25		27		29	30
31		33			36	37	38		40
41			44	45	46	47	48		50

	<input type="text"/>		<input type="text"/>		<input type="text"/>		<input type="text"/>
	<input type="text"/>		<input type="text"/>		<input type="text"/>		<input type="text"/>
	<input type="text"/>		<input type="text"/>		<input type="text"/>		<input type="text"/>
	<input type="text"/>		<input type="text"/>		<input type="text"/>		<input type="text"/>
	<input type="text"/>		<input type="text"/>		<input type="text"/>		<input type="text"/>



HOPSCOTCH

Finish the hopscotch game by filling in the missing numbers between 1 to 50.

2	
3	
5	
6	
8	
11	
14	
15	

17	
19	
	21
	24
	25
	27
29	
	31

34	
	36
	38
	42
	44
	45
	47
	50



EVS

ARE YOU NAUGHTY OR NICE?

Put a tick ☒ or a cross ☐ in the box, under the appropriate picture.



Pulling hair

☐

Sharing

☐

Pushing

☐

Yelling

☐

Greeting each other

☐

Saying 'Thank You!'

☐

Obedying traffic rules

☐

Teasing animals

☐

Keeping room tidy


☐

Nama: _____

Kelas: _____

FAMILY MEMBERS

Look at the picture and write the name of the family member bellow!



Keywords

Grandfather

Grandmother

Father

Mother

Brother

Sister

Cousin


Uncle

Aunt

ART & CRAFT



COLOUR THE PICTURE BY NUMBER KEY GIVEN BELOW:-



1. pink 2. brown 3. black
4. yellow 5. blue 6. green
7. purple



FIND THE 10 DIFFERENCE

PROJECT WORK

* Kindly make a beautiful 3D chart with clusters (a) and its related pictures according to the given roll no.

ROLL NO.	"a" Cluster words
1-4	"at" sound words
4-8	"an" sound words
8-12	"ad" sound words
12-16	"am" sound words
16-20	"ag" sound words
20-26	"ap" sound words


* Prepare a 3D Model of Wild Animal Kingdom as given in the picture. Roll no. 1 - 8



***Prepare a 3D Model of Pet Animal as given in the picture. Roll no. 9 - 16**



***Prepare a 3D Model of Community Helpers as given below. Roll no.17 - 26**





THANK



YOU

