



ADARSH WORLD SCHOOL
SECTOR-12, DWARKA

SUMMER
HOLIDAY'S
HOMEWORK

CLASS – PRE SCHOOL





Summer Break



Home Work




Uploaded!





BEING GOOD

Let's share some tips to make these holiday's a fruitful and happy period for them.

- 
- Teach them to wish “Good morning” to everyone in the family.
 - Kindly sing “Gayatri Mantra” with them.
 - Help your child inculcate good habits like doing “Surya Pranam”.
 - Use 4 Magical Words : “PLEASE, SORRY, THANK YOU, & EXCUSE ME” as a part of basics of good manners.



SELF-INTRODUCTION

Knowing about one self is the most important thing at this tender age of learning!

To further build the confidence amongst children, let's start by teaching them how to introduce themselves.

So make your child learn the following:

1. My name is _____.
2. I am a girl/boy.
3. My school name is Adarsh World School.
4. My class is pre-school.
5. I am _____ years old.

HOLIDAY HOME WORK:

- Pac Book – Do pg. no. 36, 39, 41 & the last pg. of pac book.
- Hindi (A) – Do pg. no. 14 & 15.
- G.K – Do pg. no. 7, 8, 9 & 13.
- Learn these sight words in your splendid summer vacation.

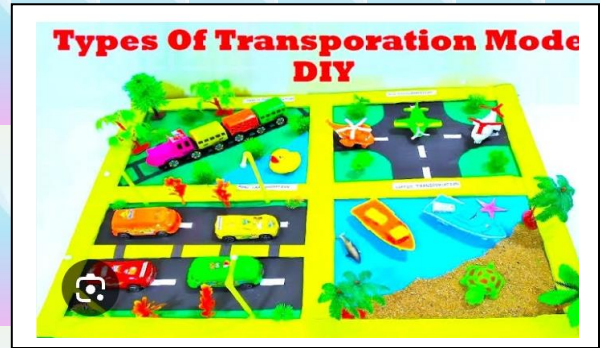


HOLIDAY HOME WORK:

Activity Time


I. Prepare a 3D model of
'Types of Transport'-
(Land, Air & Water).

➤ Roll no. (1 to 14)



II. Prepare a 3D model of
'Types of Houses'- Pucca,
kutcha house, tent, igloo etc.)

➤ Roll no. (15 to 28)






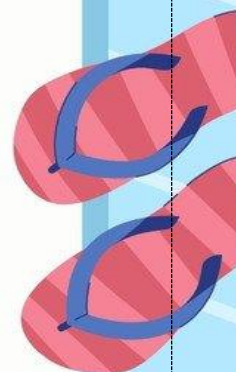



III. Make a beautiful chart of 'Season according to your given roll
no. :-

❖ Summer – (1 to 7)

❖ Winter – (8 to 14)

❖ Rainy – (15 to 21)

❖ Spring – (22 to 28)



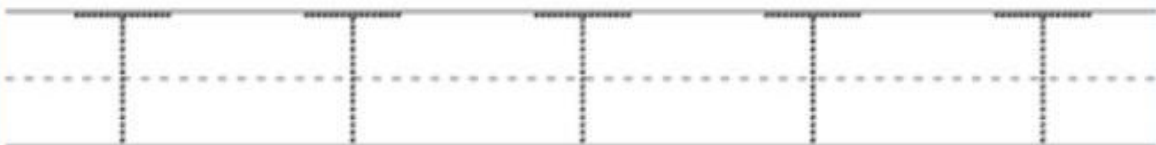
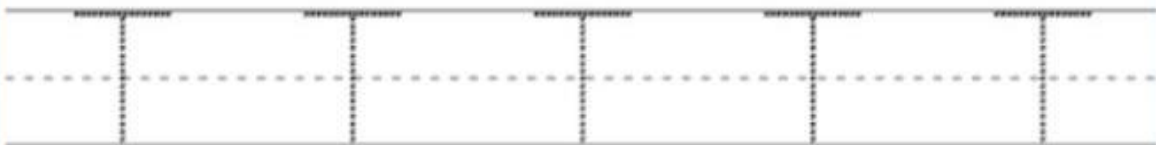
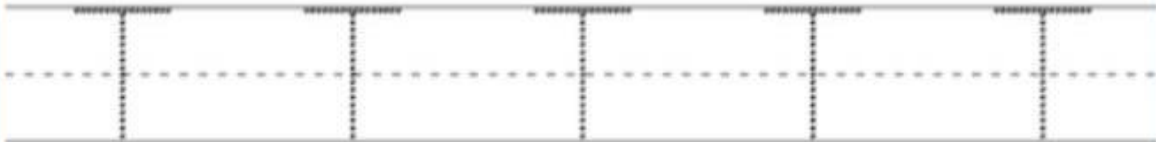
Trace the given letters (T & L).



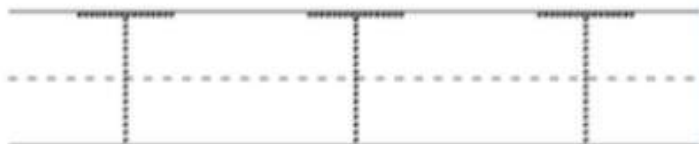
Tree



Train




RUBY



My name is

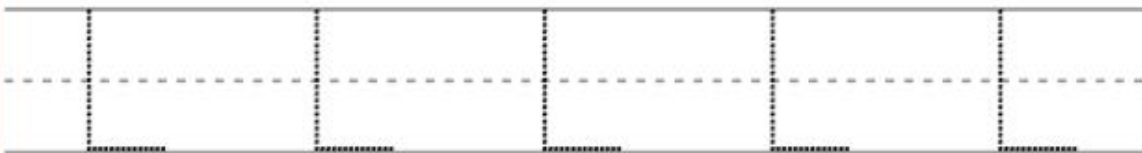

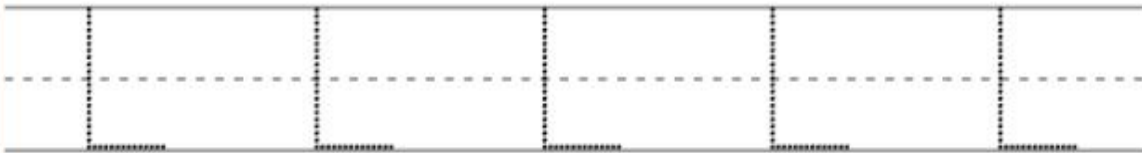
Grade.....



Leaf



Log



RUBY



My name is

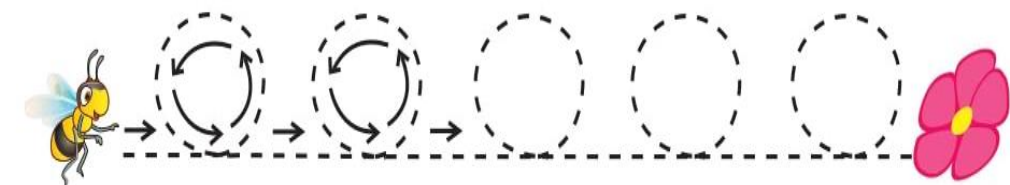
Grade.....



GET GOING



Trace over the lines to help the bees reach the flowers.





Pristine

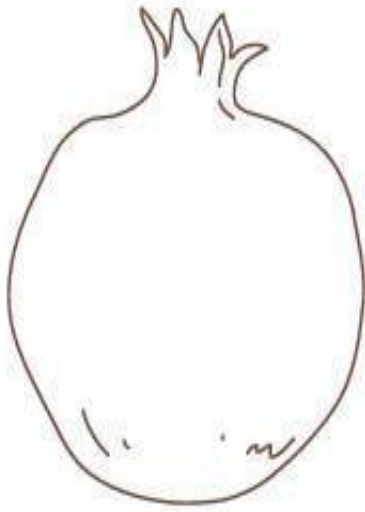
हिन्दी




NEP
Recommendations

अ

वर्ण पहचान कर, चित्र में रंग भरो।



अनार



अमरूद

दिए गए चित्रों में रंग भरिए व 'आ' स्वर पर गोला लगाइए।

आ आ आ
आ आ आ

रंग भरें



आम



आग



आठ

आ	अ	ई	अः	आ
उ	आ	अ	ई	आ
ओ	औ	आ	आ	ख
आ	ओ	ऊ	आ	औ



Draw a line from each number to the correct amount of object in each box .

COUNT AND MATCH

1



2



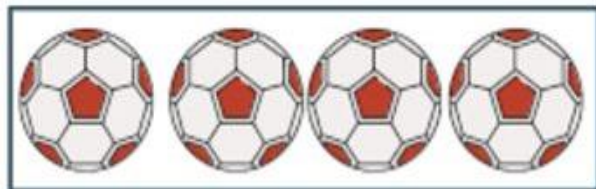
3



4




5



Circle the odd one out in each group of picture.


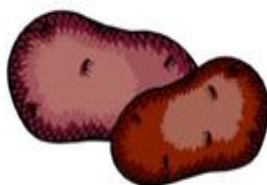
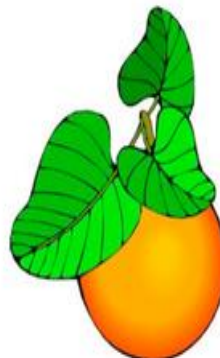

Odd One Out



EVS



Circle the fruits & draw a square around vegetables.



Match the body parts with their shadows.



Head



Hand



Foot


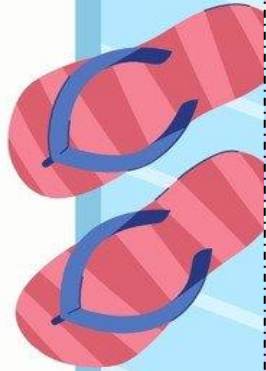



Ear



Nose





Colour this picture beautifully.



Decorate this beautiful picture by using ear bud impression.

