



# ADARSH WORLD SCHOOL

## SUMMER HOLIDAY ASSIGNMENTS

Session: 2025-26

**GRADE-2**

द्यमेन हि सिध्यन्ति कार्याणि न मनोरथैः।  
न हि सुप्तस्य सिंहस्य प्रविशन्ति मुखे मृगाः ॥

(अर्थात:- उद्यम, यानि मेहनत से ही कार्य पूरे होते हैं, सिर्फ इच्छा करने से नहीं।  
जैसे सोये हुए शेर के मुँह में हिरण स्वयं प्रवेश नहीं करता बल्कि शेर को स्वयं  
ही प्रयास करना पड़ता है।)

NAME:- \_\_\_\_\_

CLASS:- \_\_\_\_\_

ROLL NO:- \_\_\_\_\_

Dear Child,

Holidays are an integral part of a student's life. It's a time for fun, a time to explore and a time to learn in different ways. When holidays are given a meaningful direction, it results in a productive and enjoyable time. Let's use these holidays to pursue some hobbies and apply our minds creatively to learn new things and to bring a new change in the environment in our own individual way.

### **GENERAL INSTRUCTIONS:**

- **Revise the syllabus of Cycle test-1 for all the subjects.**
- Take the help of your parents when necessary.
- The written part should be neatly presented in your own handwriting.
- Do reading and writing practice daily.
- Printout of assignments is suggested, else can be done in A4 size sheets.
- **Summer break starts from 13<sup>th</sup> May 2025 to 30<sup>th</sup> June 2025.**
- **School will re-open on 1<sup>st</sup> July 2025 as per the regular schedule.**

### **DEAR PARENT,**

### **THE FOLLOWING TIPS WOULD HELP YOUR CHILD SPEND THESE HOLIDAYS IN A LEARNING WAY.**

- ❖ **INCULCATE HEALTHY HABITS** i.e. getting early in the morning, brushing teeth twice a day, washing hands, drinking lots of water and eating lots of fruits.
- ❖ **SUPPORT MORAL VALUES** – Wishing everyone (Good Morning/Namaste) helping parents and grandparents in their regular work, saying prayer in the morning and night etc. Helping needy by giving away spare toys and clothes.
- ❖ **NURTURE THE NATURE** - Plant a sapling and taking care of it, feeding the birds with water and seeds. Keep your surrounding clean and avoid using plastic poly bags.
- ❖ **DEVELOP LEARNING SKILLS** – Converse small sentences in English practice, listen good music and move/dance on the rhythm, practice writing (English & Hindi) daily.
- ❖ **PERSONALITY DEVELOPMENT** – Watch less television, save food and water, bath daily and wear neat and clean clothes, don't bite your nails, use hanky/napkin to wipe nose, sweat and hands, don't spit around and speak politely.
- ❖ **SKILL DEVELOPMENT** - Practice the following for independent learning.
  - a) **Speaking Skill:** Encourage your child to learn the speak in English.
  - b) **Self-Help skill:** Clean your workspace, Keep things in proper places, Water the plants, Arrange the books and toys back, Laying the table for lunch/dinner.



Q1. Write the sleeping habits of the following animals-

- a) Babies - \_\_\_\_\_
- b) cows - \_\_\_\_\_
- c) dogs - \_\_\_\_\_
- d) chickens - \_\_\_\_\_
- e) kittens - \_\_\_\_\_

Q2. Write the meaning of-

- a) squirts - \_\_\_\_\_
- b) warn - \_\_\_\_\_
- c) approaching - \_\_\_\_\_
- d) dense - \_\_\_\_\_
- e) wiggled - \_\_\_\_\_

Q3. Frame sentences –

- a) horse - \_\_\_\_\_
- b) Jungle - \_\_\_\_\_

Q4. Who said the following dialogue-

- a) “ you must not eat alone.” \_\_\_\_\_
- b) “ have you forgotten how you shook the branches and made us fall? “  
\_\_\_\_\_

Q6. Write the gender of the following underlined words-

( masculine/ feminine )

- a) lion - \_\_\_\_\_
- b) uncle - \_\_\_\_\_
- c) mother - \_\_\_\_\_
- d) Deer - \_\_\_\_\_

Q7. Rewrite the sentences with adjectives-

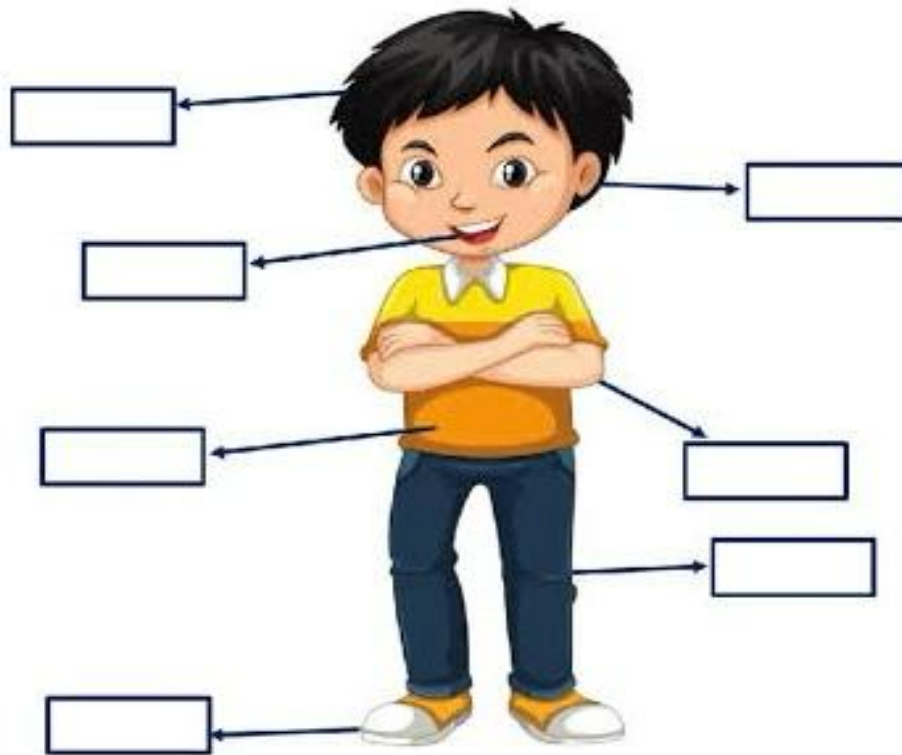
a) Rahul is found an apple.

\_\_\_\_\_

b) We ordered a pizza for lunch.

\_\_\_\_\_

Directions: Name the body parts in the picture.



I. Fill in the blanks with suitable articles 'a', 'an', 'the'.

- i) I want to be ..... scientist in ..... future.
- ii) Would you like ..... cup of tea?
- iii) I have ..... orange, ..... pear and ..... apple in my basket.
- iv) ..... sun rises in ..... east.
- v) This is ..... real diamond ring. It's ..... expensive one.
- vi) ..... Everest is ..... highest peak in ..... world.
- vii) We went for ..... ride at the sea side.
- viii) ..... Ganges is a holy river.
- ix) It's raining. Please take ..... umbrella.

# Singular and Plural

Choose the Plural forms of the following nouns

1) chair \_\_\_\_\_

9) knife \_\_\_\_\_

2) potato \_\_\_\_\_

10) dog \_\_\_\_\_

3) bench \_\_\_\_\_

11) wolf \_\_\_\_\_

4) kite \_\_\_\_\_

12) glass \_\_\_\_\_

5) box \_\_\_\_\_

13) baby \_\_\_\_\_

6) dish \_\_\_\_\_

14) wish \_\_\_\_\_

7) fly \_\_\_\_\_

15) child \_\_\_\_\_

8) tray \_\_\_\_\_

16) fox \_\_\_\_\_



As part of our English curriculum, we have assigned a fun and creative project for your child to work on during the holidays. The project involves creating a 3D model based on your child's roll number.

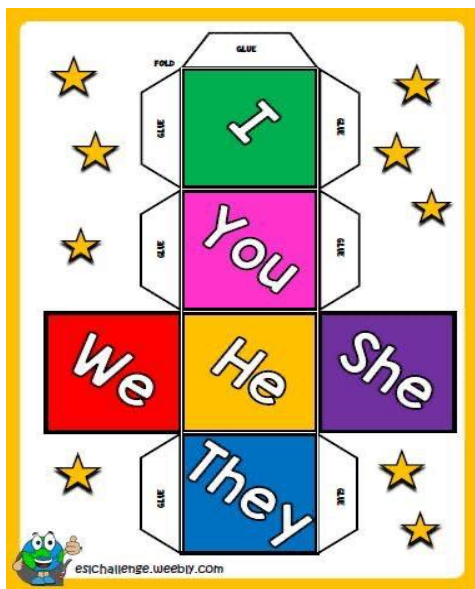
\*Models :\*

- Roll numbers 1 to 13 : Preposition working model

( <https://pin.it/6EFak2GsD> )

- Roll numbers 14 to 26 : verb model

Roll numbers 27 onwards : Pronoun dice model



**\*Instructions:\***

1. Please guide your child in creating the assigned 3D model.
  2. Encourage creativity and attention to detail.
  3. The model should be made using suitable materials (e.g., cardboard, clay, paper mache, etc.).
- **This project is compulsory and marks will be awarded.**
  - **The best models will be selected for the school's English Exhibition.**
  - **Revise complete syllabus of English for cycle test-1.**
  - **Complete 15 pages of handwriting practice in a separate English notebook to help improve the student's handwriting speed.**

**Please ensure your child submits their 3D model and worksheets on the designated date after the holidays.**



# हिंदी

- 1) कक्षा में कराये गए कार्य का अभ्यास कीजिए
- 2) रचनात्मक लेखन- अवकाश हेतु प्रार्थना पत्र याद कीजिए ।
- 3) प्रतिदिन एक पेज सुलेख का अभ्यास कीजिए ।

## 1. वाक्यों को पढ़कर सही चित्र के साथ लिखिए -



\_\_\_\_\_

\_\_\_\_\_

\_\_\_\_\_



\_\_\_\_\_

\_\_\_\_\_

\_\_\_\_\_



\_\_\_\_\_

\_\_\_\_\_

\_\_\_\_\_



क. औज़ार से मत खेल।  
ख. गौरी ने लौकी खाई।  
ग. तौलिया धोकर डाल।

घ. माली ने पौधा लगाया।  
ङ. कौआ डाली पर बैठा है।  
च. खाना खाकर औषधी ले।



## अपठित गद्यांश

नीचे लिखे गद्यांश को पढ़कर प्रश्नों के सही उत्तर चुनिए ।


जंगल में एक खरगोश रहता था । उसके चार मित्र थे - गाय, हिरन, घोड़ा और बकरी । पाँचों दोस्त मिल-जुलकर हँसी -खुशी से समय बिता रहे थे। एक दिन कुछ कुत्ते खरगोश के पीछे पड़ गए । खरगोश बहुत घबराया । वह अपने मित्रों में से सबसे पहले घोड़े के पास सहायता माँगने गया । वह घबराकर घोड़े से बोला, मित्र मुझे किसी तरह इन कुत्तों से बचाओ । ये तो मुझे मार डालेंगे ।


- 1) जंगल में कौन रहता था ?  
( ) खरगोश    ( ) हाथी    ( ) शेर
- 2) खरगोश के पीछे कौन पड़ गया था?  
( ) कुत्ते    ( ) बिल्ली    ( ) बच्चे
- 3) खरगोश के कितने मित्र थे ?  
( ) तीन    ( ) चार    ( ) पाँच
- 4) सबसे पहले खरगोश किसके पास सहायता माँगने गया ?  
( ) घोड़ा    ( ) हिरन    ( ) बकरी
- 5 नीचे दिए शब्द का विलोम शब्द गद्यांश में से ढूँढकर लिखिए ।  
आगे - .....

प्रश्न 3- चित्रों की सहायता से कहानी पूरी कीजिए।



एक  ..... और एक  ..... बहुत अच्छे

मित्र थे। एक बार दोनों को बहुत तेज़ भूख लगी। उन्होंने देखा कि

एक  ..... पर बहुत से आम लगे थे। यह देख कर वे

दोनों बहुत खुश हुए। वह आम खाने ही वाले थे कि उन्हें एक  की

..... की दहाड़ सुनाई दी। दोनों बुरी तरह घबरा गए। अचानक

 ..... को अपने दोस्त  ..... की

याद आई। वह ज़ोर-ज़ोर से उसे पुकारने लगा। वह अपने साथ

.....,  ....., और  .....

को भी ले आया। इतने जानवरों को एक साथ देखकर



..... बुरी तरह डर गया और वहाँ से भाग गया।

सारे जानवरों ने मिलकर मीठे- मीठे आम खाए।

परियोजना कार्य-

रोल नंबर -१ से १६ (मात्रा चक्र)


[https://youtu.be/rfblxVDHG7g?si=z7b\\_c3Gdcj\\_gt38k](https://youtu.be/rfblxVDHG7g?si=z7b_c3Gdcj_gt38k) (दिए गए क्रियाकलाप के लिए इस लिंक को देखिए)

रोल नंबर-१७ से ३२ (संज्ञा)

<https://youtu.be/IEtUa8pt5BQ?si=gkpkSfPExlo6cMIQ> (दिए गए क्रियाकलाप के लिए इस लिंक को देखिए)

रोल नंबर-३३ से ४८(वचन)

[https://youtube.com/shorts/hVzHFgFxV\\_A?si=QkTa5h0qYRfvMgXE](https://youtube.com/shorts/hVzHFgFxV_A?si=QkTa5h0qYRfvMgXE) (दिए गए क्रियाकलाप के लिए इस लिंक को देखिए)



Q1. Choose the correct option-

- a) \_\_\_\_\_ is putting together two or more numbers.
- i) Subtraction                      ii) addition                      iii) multiplication
- b) Which term can be used for addition?
- i) sum                                  ii) difference                      iii) number
- c)  $200 + 0 =$  \_\_\_\_\_
- i) 200                                  ii) 201                                  iii) 0
- d) The answer in subtraction is called the \_\_\_\_\_.
- i) total                                  ii) difference                      iii) number

Q2. Draw and write :- Draw 10 circles and cross 3 circles from it.



I. Add the following.

$$\begin{array}{r} \text{T O} \\ 26 \\ + 53 \\ \hline \end{array}$$

$$\begin{array}{r} \text{T O} \\ 64 \\ + 23 \\ \hline \end{array}$$

$$\begin{array}{r} \text{T O} \\ 38 \\ + 21 \\ \hline \end{array}$$

$$\begin{array}{r} \text{T O} \\ 28 \\ + 38 \\ \hline \end{array}$$

$$\begin{array}{r} \text{T O} \\ 37 \\ + 44 \\ \hline \end{array}$$

$$\begin{array}{r} \text{H T O} \\ 123 \\ + 045 \\ \hline \end{array}$$

$$\begin{array}{r} \text{H T O} \\ 326 \\ + 053 \\ \hline \end{array}$$

$$\begin{array}{r} \text{H T O} \\ 455 \\ + 222 \\ \hline \end{array}$$

$$\begin{array}{r} \text{H T O} \\ 315 \\ + 169 \\ \hline \end{array}$$

$$\begin{array}{r} \text{H T O} \\ 189 \\ + 221 \\ \hline \end{array}$$

## Word Problems

1. Tommy has 15 red marbles and 3 blue marbles. How many marbles does he have in total?

---

2. Lisa has 9 stickers, and her friend gave her 4 more. How many stickers does Lisa have now?

---

3. There are 12 apples on the tree, and 5 of them fell to the ground. How many apples are left on the tree?

---

4. Sita had 8 crayons, and she gave 3 of them to her friend. How many crayons does she have now?

Name: \_\_\_\_\_



# 3 Digit Addition



$$\begin{array}{r} 252 \\ + 414 \\ \hline \end{array}$$
$$\begin{array}{r} 411 \\ + 760 \\ \hline \end{array}$$
$$\begin{array}{r} 349 \\ + 313 \\ \hline \end{array}$$
$$\begin{array}{r} 228 \\ + 988 \\ \hline \end{array}$$
$$\begin{array}{r} 659 \\ + 256 \\ \hline \end{array}$$

$$\begin{array}{r} 541 \\ + 731 \\ \hline \end{array}$$
$$\begin{array}{r} 901 \\ + 246 \\ \hline \end{array}$$
$$\begin{array}{r} 575 \\ + 167 \\ \hline \end{array}$$
$$\begin{array}{r} 244 \\ + 744 \\ \hline \end{array}$$
$$\begin{array}{r} 598 \\ + 320 \\ \hline \end{array}$$

$$\begin{array}{r} 497 \\ + 513 \\ \hline \end{array}$$
$$\begin{array}{r} 419 \\ + 855 \\ \hline \end{array}$$
$$\begin{array}{r} 239 \\ + 876 \\ \hline \end{array}$$
$$\begin{array}{r} 318 \\ + 847 \\ \hline \end{array}$$
$$\begin{array}{r} 177 \\ + 467 \\ \hline \end{array}$$

$$\begin{array}{r} 724 \\ + 478 \\ \hline \end{array}$$
$$\begin{array}{r} 899 \\ + 340 \\ \hline \end{array}$$
$$\begin{array}{r} 551 \\ + 395 \\ \hline \end{array}$$
$$\begin{array}{r} 595 \\ + 743 \\ \hline \end{array}$$
$$\begin{array}{r} 374 \\ + 983 \\ \hline \end{array}$$

$$\begin{array}{r} 295 \\ + 808 \\ \hline \end{array}$$
$$\begin{array}{r} 370 \\ + 592 \\ \hline \end{array}$$
$$\begin{array}{r} 612 \\ + 916 \\ \hline \end{array}$$
$$\begin{array}{r} 789 \\ + 737 \\ \hline \end{array}$$
$$\begin{array}{r} 814 \\ + 209 \\ \hline \end{array}$$

## Counting Coins

Count and tell the amount in each box.



Rupees .....



Rupees .....



Rupees .....



Rupees .....

Work out these missing facts.

1)  $3 + \underline{\quad} = 12$

2)  $\underline{\quad} + 8 = 15$

3)  $\underline{\quad} + 10 = 20$

4)  $7 + \underline{\quad} = 13$

5)  $9 + 10 = \underline{\quad}$

6)  $\underline{\quad} + 8 = 11$

7)  $6 + \underline{\quad} = 14$

8)  $4 + \underline{\quad} = 13$

9)  $\underline{\quad} + 7 = 17$

10)  $14 + 5 = \underline{\quad}$

11)  $\underline{\quad} + 5 = 16$

12)  $\underline{\quad} + 11 = 11$

13)  $12 + \underline{\quad} = 14$

14)  $\underline{\quad} + 16 = 19$

15)  $12 + 8 = \underline{\quad}$

16)  $\underline{\quad} + 13 = 17$

17)  $11 + \underline{\quad} = 16$

18)  $5 + \underline{\quad} = 13$

19)  $\underline{\quad} + 7 = 18$

20)  $\underline{\quad} + 14 = 20$

21)  $13 + \underline{\quad} = 18$

22)  $3 + \underline{\quad} = 18$

23)  $\underline{\quad} + 17 = 19$

24)  $\underline{\quad} + 3 = 15$

25)  $4 + 14 = \underline{\quad}$

26)  $8 + \underline{\quad} = 19$

27)  $\underline{\quad} + 7 = 16$

28)  $5 + 3 + \underline{\quad} = 14$

29)  $7 + \underline{\quad} + 6 = 16$

30)  $\underline{\quad} + 4 + 5 = 20$



As part of our Mathematics curriculum, we have assigned a fun and creative project for your child to work on during the holidays. The project involves creating a 3D model based on your child's roll number.

\*Models :\*

- Roll numbers 1 to 13 : shapes wall hanging

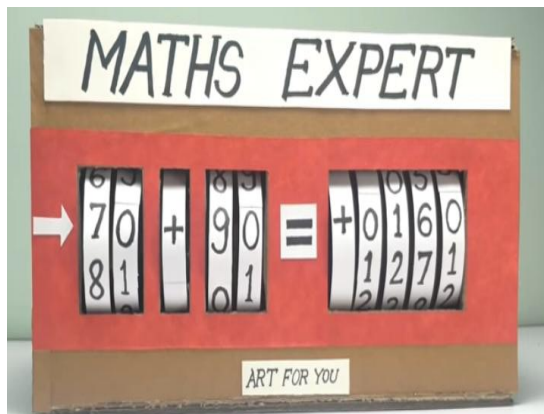
( <https://in.pinterest.com/pin/1110559589347114199/> )

- Roll numbers 14 to 26 : Subtraction fish model

( <https://in.pinterest.com/pin/648870258836356640/> )

- Roll numbers 27 onwards: addition model


( <https://in.pinterest.com/pin/95842298311208262/> )



**\*Instructions:\***

1. Please guide your child in creating the assigned 3D model.
  2. Encourage creativity and attention to detail.
  3. The model should be made using suitable materials (e.g., cardboard, clay, paper mache, etc.).
- **This project is compulsory and marks will be awarded.**
  - **The best models will be selected for the school's Mathematics Exhibition.**
  - **Revise complete syllabus of Mathematics for cycle test-1.**

**Please ensure your child submits their 3D model and worksheets on the designated date after the holidays.**



## Revision Worksheet

Q1. Choose the Correct option: -

- a) The area around us is called \_\_\_\_\_.  
i) neighbourhood  
ii) park  
iii) surrounding  
vi) atmosphere
- b) The emergency helpline number for fire emergencies.  
i) 102  
ii) 101  
iii) 100  
vi) 103
- c) The area around our house is called \_\_\_\_\_.  
i) surroundings  
ii) garden  
iii) park  
vi) neighbourhood
- d) People who live in our neighbourhood are called \_\_\_\_\_.  
i) Family  
ii) neighbours  
iii) Friends  
vi) helpers

Q2. Match the followings: -



Hospital



Park



School



Fire station

Q3. Fill in the blanks.

- a) We buy fruits and vegetables from a \_\_\_\_\_.
- b) A \_\_\_\_\_ is a place where we learn new things.
- c) A \_\_\_\_\_ is a place from letters, money orders etc are sent.
- d) Mosquitoes breeding spread diseases like \_\_\_\_\_.

Q4. Guess the Place: -

- a) Where you can walk or jog.

Ans. \_\_\_\_\_.

- b) Get treated if you fall ill or injured.

Ans. \_\_\_\_\_.

- c) We worship and prayer to god.

Ans. \_\_\_\_\_.

- d) Here we get stationery items.

Ans. \_\_\_\_\_.



Q5. Give one example for each: -

- |                             |   |       |
|-----------------------------|---|-------|
| a) Stationery item          | - | _____ |
| b) Grocery item             | - | _____ |
| c) Hospital member          | - | _____ |
| d) Worship Place            | - | _____ |
| e) Police station member    | - | _____ |
| f) Activity in park         | - | _____ |
| g) Activity we do in school | - | _____ |
| h) We get from chemist shop | - | _____ |
| i) Greengrocer item         | - | _____ |

Q6. Answer the Following: -

- a) Name any two places in your neighbourhood.

Ans. \_\_\_\_\_  
\_\_\_\_\_

- b) Define money order.

Ans. \_\_\_\_\_  
\_\_\_\_\_

Choose the correct answer.

What place is this?



1. \_\_\_\_\_

- a. Temple
- b. Hospital
- c. Fire Station



4. \_\_\_\_\_

- a. Church
- b. Police Station
- c. Temple



2. \_\_\_\_\_

- a. School
- b. Police Station
- c. Fire Station



5. \_\_\_\_\_

- a. Park
- b. Temple
- c. School



3. \_\_\_\_\_

- a. Police station
- b. Bus station
- c. Train station



6. \_\_\_\_\_

- a. Fire station
- b. Bus station
- c. Pharmacy

Answer the following questions below. Write only the letter of the correct answer.

7. A: Where are you going?

B: I'm going to the \_\_\_\_\_



A. Pharmacy

8. A: Where are you going?

B: I'm going to the \_\_\_\_\_



B. Airport

9. A: Where are you going?

B: I'm going to the \_\_\_\_\_



C. Bus Station

10. A: Where are you going?

B: I'm going to the \_\_\_\_\_



D. Market

Draw a line to connect the pictures to the right word.



Park



Post office



Hospital



Bakery



Church



Fire station



Department store



Police station



As part of your holiday homework, you are assigned a project based on your roll number. Please follow the guidelines below:

### 1. Project allocation

- **Roll Numbers 1-15: \*Exploring Different Types of Clothes\***

- Research and create a 3D model on showcasing different types of clothes fabric ex. Jute, silk, cotton & wool etc.




- **Roll Numbers 16-30: \*Discovering Our Neighbourhood\***

- Make 3D model of neighbourhood's. ex:- shops, parks, school, bank & hospital etc.



- Roll Numbers 31 onwards \*Understanding Plant Structure\*
  - Create a 3D model highlighting the different parts of a plant.



2. Learn Ch-4 My Family & Ch-5 Our Neighbourhood for cycle test -1.
3. Do the givens worksheet .

Have a wonderful holiday break, and happy learning!

**COMPUTER  
WORKSHEET – 1**

Student's Name: - \_\_\_\_\_

Section: \_\_\_\_\_ Roll No: \_\_\_\_\_ Date: \_\_\_\_\_

**A. Choose the right answer-**

1. Which part of the computer is like its brain?  
(a) Monitor (b) Keyboard  
(c) Mouse (d) CPU
2. Which part of a computer is essential for audio output  
(a) Speaker (b) Printer  
(c) Keyboard (d) Plotter
3. What happens if the computer's CPU is broken  
(a) Not Function correctly (b) Run Faster  
(c) Become lighter (d) Slow in process
4. What is the first step in switching on a computer?  
(a) Open a program (b) Start typing  
(c) Press the power button (d) Close the program

**B. One Word Answers question-**

- (a) Computer need \_\_\_\_\_ to work.
- (b) The main part inside a computer are the \_\_\_\_\_.
- (c) Computer can connect to other computers through \_\_\_\_\_.
- (d) A Pocket-sized computer that is used for calling are called \_\_\_\_\_.
- (e) A \_\_\_\_\_ is a computer that you can easily carry around.

## WORKSHEET-2

A. Fill the following different Parts of Computers-

CPU, MONITOR, SPEAKER, MOUSE, KEYBOARD





## PRACTICAL ACTIVITY

### **C. Practice on Computer (Practical)-**

Open Codju app on the given link below-

**Link-** <https://app.codju.com/>

and explore activities based on-

1. Chapter-1 (Computer- Types and Parts)
2. Chapter-2 (Operating a Computer)

**NOTE:-** (School code-222)

(Username and Password was already shared by Class Teacher on your personal window)



## PROJECT WORK

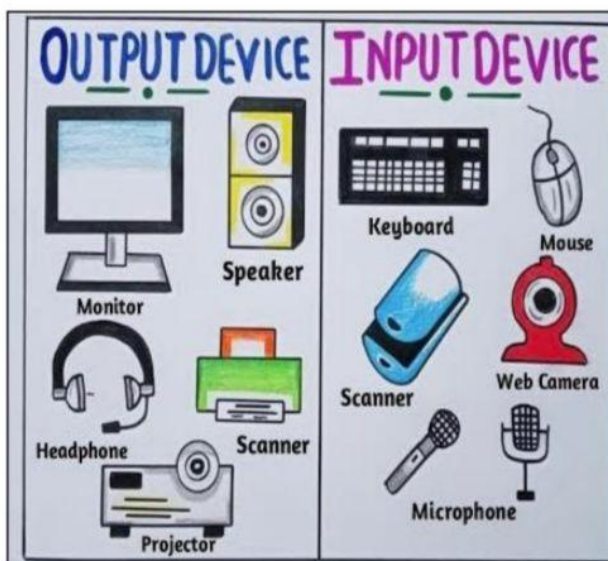
### **D. (a) For (Roll No.-1 to 20)**

Draw/ Paste cutout of different types of Input and Output device on A4 size sheet and write their names.

### **(b) For (Roll No.-21 to Onwards)**

Draw/ Paste cutout of different types of Computers on A4 size sheet and write their names.

### SAMPLE IMAGES-





# GENERAL KNOWLEDGE

## G.K. Current affairs Class - II



- Q1: What is the capital of India?  
Ans. New Delhi
- Q2: Which planet is known as the Blue Planet?  
Ans. Earth
- Q3: What is the primary source of energy for life on Earth?  
Ans. The Sun
- Q4: What type of chocolate reduces stress and improves heart health?  
Ans. Dark Chocolate
- Q5: Who is known as the Missile Man of India?  
Ans. Dr. A.P.J. Abdul Kalam
- Q6: Which Indian festival celebrates the victory of Lord Rama over Ravan?  
Ans. Dussehra
- Q7: What is the largest continent in the world?  
Ans. Asia
- Q8: Which country has the Iron Dome air defence system?  
Ans. Israel
- Q9: Who is the current Chief Minister of Delhi (as of 2025)?  
Ans. Rekha Gupta
- Q10: What is the name of India's longest sea bridge?  
Ans. The Atal Setu

Kindly learn all the questions and Gk book page  
no. 1,2,3,6,7 for cycle test-1



Q.1 Draw one colour wheel with primary and secondary colour in your art file

Q.2. Draw any 4 3D shapes in art file and colour it.

Q.3 Draw nature beauty and complete it with pattern design in your art file

Q.4 Do pages in Art book (pac book) :- 11,15,18,20,28,38

Q.5 Make one pen stand on any one theme (ANIMAL, BIRD, FLOWER).



***Adarsh World School,**  
wishes you a summer  
break full of interesting  
lessons, new discoveries,  
and incredible  
achievements!*

***HAVE A GREAT TIME!***

